



INDEPENDENT AUDITOR'S REPORT

**TO
THE MEMBERS OF
M/S NUPUR FINVEST PRIVATE LIMITED
NEW DELHI**

REPORT ON THE FINANCIAL STATEMENTS

OPINION

We have audited the accompanying Financial Statements of **M/S NUPUR FINVEST PRIVATE LIMITED** ("the Company") which comprises the Balance Sheet as at 31st March 2022 the Statement of Profit and Loss (including Statement of Other Comprehensive Income), Statement of Changes in Equity and Statement of Cash Flows for the year ended on that date, and notes to the Financial Statements, including a summary of significant accounting policies and other explanatory information.

In our opinion and to the best of our information and according to the explanations given to us, the aforesaid Financial Statements give the information required by the Act in the manner so required and give a true and fair view in conformity with the Indian Accounting Standards prescribed under section 133 of the Act read with the Companies (Indian Accounting Standards) Rules, 2015, as amended, ("Ind AS") and other accounting principles generally accepted in India, of the state of affairs of the Company as at 31st March 2022 and profit (including Statement of Other Comprehensive Income), Statement of Changes in Equity and its Cash Flows for the year ended on that date.

BASIS FOR OPINION

We conducted our audit of the Financial Statements in accordance with the Standards on Auditing (SAs) specified under section 143(10) of the Act. Our responsibilities under those Standards are further described in the Auditor's Responsibilities for the Audit of the Financial Statements section of our report. We are independent of the Company in accordance with the Code of Ethics issued by the Institute of Chartered Accountants of India (ICAI) together with the ethical requirements that are relevant to our audit of the Financial Statements under the provisions of the Act and the Rules made thereunder, and we have fulfilled our other ethical responsibilities in accordance with these requirements and the ICAI's Code of Ethics. We believe that the audit evidence we have obtained is sufficient and appropriate to provide a basis for our audit opinion on the Financial Statements.

EMPHASIS OF MATTER

We draw attention to note no. 56 of Financial Statements as regard to the management evaluation of COVID-19 impact on the future performance of the Company.

Our opinion is not modified in respect of the above matter.

KEY AUDIT MATTERS

Key audit matters are those matters that, in our professional judgment, were of most significance in our audit of the Financial Statements of the current period. These matters were addressed in the context of our audit of the Financial Statements as a whole, and in forming our opinion thereon, and we do not provide a separate opinion on these matters. We have determined the matters below to be the key audit matters to be communicated in our report.



Key Audit Matters	How our audit addresses the key Audit Matters
<p>Impairment of financial Instruments (Expected Credit Loss) (refer Note No. 28 of the Financial Statements)</p> <p>Ind AS 109 requires the Company to recognize impairment loss allowance towards its financial assets using the expected Credit Loss (ECL) approach. Such ECL allowance is required to be measured considering the guiding principles of Ind AS 109 including:</p> <ul style="list-style-type: none"> ▪ unbiased, probability weighted outcome under the various scenarios; ▪ time value of money; ▪ impact arising from forward looking macro-economic factors and; ▪ availability of reasonable and supportable information without undue costs. <p>Applying these principles involves significant estimation in various aspects, such as;</p> <ul style="list-style-type: none"> ▪ grouping of borrowers based on homogeneity by using appropriate statistical techniques; ▪ staging of loans and estimation of behavior life; ▪ estimation of losses for loan products/ corporate guarantee with historical defaults. ▪ Determining macro-economic factors impacting credit quality of financial assets, <p>Considering the significance of such allowance to the overall Financial Statements and the degree of estimation involved in computation of expected credit losses, this area is considered as a key audit matter.</p>	<ul style="list-style-type: none"> ▪ We read and assessed the Company's accounting policies for impairment of financial assets and their compliance with Ind AS 109. ▪ We tested the criteria for staging of loans/ corporate guarantee based on their past-due status to check compliance with the requirement of Ind AS 109. ▪ Tested samples of performing loans (Stage 1) to assess whether any loss indicators were present requiring them to be classified under stage 2 or 3 and vice versa. ▪ Tested the ECL model, including assumptions and underlying computation.

MANAGEMENT'S RESPONSIBILITY FOR THE FINANCIAL STATEMENTS

The Company's Board of Directors is responsible for the matters stated in section 134(5) of the Companies Act, 2013 ("the Act") with respect to the preparation of these Financial Statements that give a true and fair view of the financial position, financial performance, changes in equity and cash flows of the Company in accordance with the accounting principles generally accepted in India, including the Indian Accounting Standards (Ind AS) specified under section 133 of the Act. This responsibility also includes maintenance of adequate accounting records in accordance with the provisions of the Act for safeguarding of the assets of the Company and for preventing and detecting frauds and other irregularities; selection and application of appropriate implementation and maintenance of accounting policies; making judgments and estimates that are reasonable and prudent; and design, implementation and maintenance of adequate internal financial controls, that were operating effectively for ensuring the accuracy and completeness of the accounting records, relevant to the preparation and presentation of the Financial Statements that give a true and fair view and are free from material misstatement, whether due to fraud or error.

In preparing the Financial Statements, management is responsible for assessing the Company's ability to continue as a going concern, disclosing, as applicable, matters related to going concern and using the going concern basis of accounting unless management either intends to liquidate the Company or to cease operations, or has no realistic alternative but to do so.

The Board of Directors are also responsible for overseeing the company's financial reporting process.



AUDITOR'S RESPONSIBILITY FOR THE AUDIT OF THE FINANCIAL STATEMENTS

Our objectives are to obtain reasonable assurance about whether the Financial Statements as a whole are free from material misstatement, whether due to fraud or error, and to issue an auditor's report that includes our opinion. Reasonable assurance is a high level of assurance, but is not a guarantee that an audit conducted in accordance with SAs will always detect a material misstatement when it exists. Misstatements can arise from fraud or error and are considered material if, individually or in the aggregate, they could reasonably be expected to influence the economic decisions of users taken on the basis of these Financial Statements.

As part of an audit in accordance with SAs, we exercise professional judgment and maintain professional skepticism throughout the audit. We also:

- Identify and assess the risks of material misstatement of the Financial Statements, whether due to fraud or error, design and perform audit procedures responsive to those risks, and obtain audit evidence that is sufficient and appropriate to provide a basis for our opinion. The risk of not detecting a material misstatement resulting from fraud is higher than for one resulting from error, as fraud may involve collusion, forgery, intentional omissions, misrepresentations, or the override of internal control.
- Obtain an understanding of internal control relevant to the audit in order to design audit procedures that are appropriate in the circumstances. Under section 143(3)(i) of the Companies Act, 2013, we are also responsible for expressing our opinion on whether the Company has adequate internal financial controls system in place and the operating effectiveness of such controls.
- Evaluate the appropriateness of accounting policies used and the reasonableness of accounting estimates and related disclosures made by management.
- Conclude on the appropriateness of management's use of the going concern basis of accounting and, based on the audit evidence obtained, whether a material uncertainty exists related to events or conditions that may cast significant doubt on the Company's ability to continue as a going concern. If we conclude that a material uncertainty exists, we are required to draw attention in our auditor's report to the related disclosures in the Financial Statements or, if such disclosures are inadequate, to modify our opinion. Our conclusions are based on the audit evidence obtained up to the date of our auditor's report. However, future events or conditions may cause the Company to cease to continue as a going concern.
- Evaluate the overall presentation, structure and content of the Financial Statements, including the disclosures, and whether the financial statements represent the underlying transactions and events in a manner that achieves fair presentation.

We communicate with those charged with governance regarding, among other matters, the planned scope and timing of the audit and significant audit findings, including any significant deficiencies in internal control that we identify during our audit. We also provide those charged with governance with a statement that we have complied with relevant ethical requirements regarding independence, and to communicate with them all relationships and other matters that may reasonably be thought to bear on our independence, and where applicable, related safeguards.

From the matters communicated with those charged with governance, we determine those matters that were of most significance in the audit of the Financial Statements of the current period and are therefore the key audit matters. We describe these matters in our auditor's report unless law or regulation precludes public disclosure about the matter or when, in extremely rare circumstances, we determine that a matter should not be communicated in our report because the adverse consequences of doing so would reasonably be expected to outweigh the public interest benefits of such communication.

REPORT ON OTHER LEGAL AND REGULATORY REQUIREMENTS

As required by the Companies (Auditor's Report) Order, 2020 ("the Order"), issued by the Central Government of India in terms of sub-section (11) of Section 143 of the Companies Act, 2013, we give in the Annexure 'A' a statement on the matters specified in paragraphs 3 and 4 of the Order, to the extent applicable.



As required by Section 143(3) of the Act, we report that:

- a. We have sought and obtained all the information and explanations which to the best of our knowledge and belief were necessary for the purposes of our audit.
- b. In our opinion, proper books of account as required by law have been kept by the Company so far as it appears from our examination of those books.
- c. The audit of all the branch offices of the Company has been conducted by us, hence Section 143(8) is not applicable;
- d. The Balance Sheet, the Statement of Profit and Loss including Other Comprehensive Income, Statement of Changes in Equity, and the Cash Flow Statement dealt with by this Report are in agreement with the books of account
- e. In our opinion, the aforesaid Financial Statements comply with the Indian Accounting Standards specified under Section 133 of the Act, read with Rule 7 of the Companies (Accounts) Rules, 2014.
- f. On the basis of the written representations received from the Directors as on 31st March 2022 taken on record by the Board of Directors, none of the directors is disqualified as on 31st March 2022 from being appointed as a director in terms of Section 164 (2) of the Act.
- g. With respect to the adequacy of the internal financial controls over financial reporting of the Company and the operating effectiveness of such controls, refer to our separate Report in "Annexure B".
- h. With respect to the other matters to be included in the Auditor's Report in accordance with Rule 11 of the Companies (Audit and Auditors) Rules, 2014, in our opinion and to the best of our information and according to the explanations given to us:
 - i) The Company does not have any pending litigations (other than in the ordinary course of business) which would impact its financial position.
 - ii) The Company did not have any long-term contracts including derivative contracts for which there were any material foreseeable losses.
 - iii) There has been no delay in transferring amounts, required to be transferred, to the Investor Education and Protection Fund by the Company.

Place : New Delhi
Date : 6th May 2022

For Manish Goyal & Co.
Chartered Accountants
Firm Reg. No. 006066C



(CA) MANISH GOYAL
Partner

Membership No. 074778
UDIN : 22074778AINMQX8712


**ANNEXURE 'A' TO THE INDEPENDENT AUDITOR'S REPORT OF
M/S NUPUR FINVEST PRIVATE LIMITED
(Referred to in paragraph of our Report of even date for F. Y. 2021-22)**

- i. (a) (A) The Company has maintained proper records to show full particulars including quantitative details and situation of Property Plant & Equipment.
- (B) The company is not having any intangible assets.
- (b) As explained to us, the Property, Plant and Equipment have been physically verified by the management at reasonable intervals. According to the information and explanations given to us, no material discrepancies were noticed on such verification.
- (c) According to information and explanations given to us, the Company have no immovable properties held in the name of the Company.
- (d) According to the information and explanations given to us, Company has not revalued its Property, Plant and Equipment or Intangible assets.
- (e) According to the information and explanations given to us, no proceedings have been initiated or are pending against the Company under the Benami Transactions (Prohibition) Act, 1988 (45 of 1998).
- ii. (a) The Company is a Non-Banking Financial Company (NBFC) and has not dealt with any goods and the Company does not hold any inventory of goods during the period under audit. Accordingly, the reporting requirement under clause (ii) (a) of para no 3 of the Order is not applicable.
- (b) In our opinion and according to the information and explanations given to us, Company is availing working capital limits of more than Rupees five crore on the basis of security of current assets during the financial year. The monthly returns or statements filed by the company with banks or financial institutions are in agreement with the books of accounts of the Company.
- iii. The Company has made investments in or granted loans, secured or unsecured to individuals, companies, firms, limited liability partnership or other entities in ordinary course of business.
- The Company is a Non-Banking Financial Company and principal business of the Company is providing loans and advance to other concerns, therefore Para (iii) (a) and (e) of the Order not applicable to the Company.
- (a) The terms & conditions of grant of such loans are not prejudicial to the interest of the company.
- (b) The repayment/receipt of the principal and interest of loan granted is regular as per the schedule of repayment and there is no amount which is overdue more than ninety days in respect of standard Assets.
- (c) As explained to us, as per RBI Prudential norms, the Company has made the required / specified provision for overdues of more than ninety days. However, the Company has taken reasonable steps for recovery of principal and interest for those cases.
- (d) The Company has not given any loans or advances in the nature of loans which are repayable on demand or without specification of any terms or period of repayment. No loan has been granted to Promoters and/or related parties as defined under Section 2(76) of the Companies Act, 2013.
- iv. According to the information and explanations given to us, the provisions of Section 185 and 186 of the Companies Act, 2013 in respect of loans, investments, guarantees and security have been complied with.
- v. The Company is a Non-Banking Financial Non-Deposit Taking or Holding Company, and in our opinion, the Company has not accepted any public deposits within the meaning of Section 73 to 76 of the Companies Act, 2013 and the Companies (Acceptance of Deposits) Rules, 2014 and Non-Banking Financial Companies Acceptance of Public Deposits (Reserve Bank) Directions, 2016. Accordingly, the provisions of para 3(v) of the Order are not applicable to the Company.



**ANNEXURE 'A' TO THE INDEPENDENT AUDITOR'S REPORT OF
M/S NUPUR FINVEST PRIVATE LIMITED
(Referred to in paragraph of our Report of even date for F. Y. 2021-22)**

- vi.** Maintenance of cost records as required under sub-section (1) of Section 148 of the Companies Act, 2013 are not applicable to the company.
- vii. (a)** According to the information and explanations given to us, the Company has been regular in depositing with appropriate authorities undisputed statutory dues and there are no undisputed amounts of Income Tax, Goods & Service Tax, Cess, Employees State Insurance, Customs Duty, Provident Fund and Professional Tax etc. outstanding as at the last day of financial year concerned for a period of more than six months from the date they became payable.
- (b)** There are no dues of Goods & Service Tax and Custom Duty on account of any dispute except following matters under Income Tax.
There are dispute pending with Appeal to Commissioner of Income Tax for A.Y. 2011-12 and with Income Tax Department for A.Y. 2012-13 for Rs. 8,13,290 and Rs. 66,790, respectively.
- viii.** There are no transactions which are not recorded in the books of account which have been surrendered or disclosed as income during the year in the tax assessments under the Income Tax Act, 1961.
- ix. (a)** The Company has not defaulted in the repayment of loans or other borrowings or in the payment of interest thereon to any lender.
- (b)** The Company has not been declared willful defaulter by any bank or financial institution or other lender
- (c)** The term loans were applied for the purpose for which the loans were sanctioned.
- (d)** Funds raised on short term basis have not been utilized for long term purposes
- (e)** The Company has not taken any funds from any entity or person on account of or to meet the obligations of its subsidiaries, associates or joint ventures.
- (f)** The Company has not raised loans during the year on the pledge of securities held in its subsidiaries, joint ventures or associate companies.
- x. (a)** According to the information and explanations given to us, the Company had not raised money by way of initial public offer or further public offer during the year.
- (b)** According to the information and explanations given to us, the company has not made any preferential allotment or private placement of shares or convertible debentures during the year.
- xi. (a)** Based on the records examined by us and according to the information, explanations given to us, no fraud has been committed by the Company or any fraud committed on the Company by its officers or employees has been noticed or reported during the year.
- (b)** No report under sub-Section (12) of Section 143 of the Companies Act has been filed by the Auditors in Form ADT-4 as prescribed under Rule 13 of Companies (Audit and Auditors) Rules 2014 with the Central Government.
- (c)** The Auditor has not received any whistle-blower complaints during the year.
- xii.** The Company is not the Nidhi Company, therefore provisions of Para 3 (xii) of the Order is not applicable to the Company
- xiii.** Based on the records examined by us and according to the information & explanation given to us, the provisions of Section 177 and 188 of the Companies Act, 2013 regarding transaction with related parties have been complied with and details of the transaction as per applicable accounting standard have been disclosed in the notes to accounts of the Standalone Financial Statements.



**ANNEXURE 'A' TO THE INDEPENDENT AUDITOR'S REPORT OF
M/S NUPUR FINVEST PRIVATE LIMITED
(Referred to in paragraph of our Report of even date for F. Y. 2021-22)**

- xiv. (a)** According to the information & explanation given to us, The Company has an Internal Audit System commensurate with the size and nature of its business.
- (b)** We have considered the internal audit report for the period under audit and there are no major issues raised by the internal auditor.
- xv.** Based on the records examined by us and according to the information & explanation given to us, no non-cash transactions with Directors or persons connected with him, have been taken place during the year, hence the provisions of Section 192 of the Companies Act, 2013 are not applicable to the Company.
- xvi. (a)** According to the information & explanation given to us, the Company is registered under Section 45-IA of the Reserve Bank of India Act, 1934 as Non-Deposit Accepting or Holding Non-Banking Financial Company.
- (b)** According to the information & explanation given to us, the Company is Non-Banking Financial Company and having a valid Certificate of Registration (CoR) from Reserve Bank of India as per Reserve Bank of India Act, 1934.
- (c)** According to the information & explanation given to us, the Company is not a Core Investment Company (CIC), therefore CIC regulation of RBI are not applicable on the Company.
- (d)** According to the information & explanation given to us, there are no CIC in the group.
- xvii.** According to the information & explanation given to us, the Company has not incurred any cash losses in the financial year and in the immediately preceding financial year.
- xviii.** During the year, the predecessor Statutory Auditor has resigned from the Company, However, there are no adverse issues, objections or concerns raised by the predecessor Auditor.
- xix.** On the basis of the financial ratios, ageing and expected dates of realization of financial assets and payment of financial liabilities, other information accompanying the financial statements, the Auditor's knowledge of the Board of Directors and management plans, the Auditor is of the opinion that there is no material uncertainty exists as on the date of the audit report and that Company is capable of meeting its liabilities existing at the date of balance sheet as and when they fall due within a period of one year from the balance sheet date.
- xx.** According to the information and explanations given to us, there are no projects other than ongoing project hence, provision of sub Section (5) of Section 135 of the Companies Act 2013 are not applicable to the Company.

**Place : New Delhi
Date : 6th May 2022**

**For Manish Goyal & Co.
Chartered Accountants
Firm Reg. No. 006066C**



**(CA. MANISH GOYAL)
Partner**

**Membership No. 074778
UDIN : 22074778AINMQX8712**

**ANNEXURE 'B' TO THE INDEPENDENT AUDITOR'S REPORT OF
M/S NUPUR FINVEST PRIVATE LIMITED
(Referred to in paragraph of our Report of even date for F. Y. 2021-22)**

REPORT ON THE INTERNAL FINANCIAL CONTROLS UNDER CLAUSE (I) OF SUB – SECTION 3 OF SECTION 143 OF THE COMPANIES ACT, 2013

We have audited the internal financial controls over financial reporting of **M/S NUPUR FINVEST PRIVATE LIMITED** as of 31st March 2022 in conjunction with our audit of the Financial Statements of the Company for the year ended on that date.

MANAGEMENT'S RESPONSIBILITY FOR INTERNAL FINANCIAL CONTROLS

The Company's management is responsible for establishing and maintaining internal financial controls based on the internal control over financial reporting criteria established by the Company considering the essential components of internal control stated in the Guidance Note on Audit of Internal Financial Controls over Financial Reporting issued by the Institute of Chartered Accountants of India ('ICAI'). These responsibilities include the design, implementation and maintenance of adequate internal financial controls that were operating effectively for ensuring the orderly and efficient conduct of its business, including adherence to Company's policies, the safeguarding of its assets, the prevention and detection of frauds and errors, the accuracy and completeness of the accounting records, and the timely preparation of reliable financial information, as required under the Companies Act, 2013.

AUDITOR'S RESPONSIBILITY

Our responsibility is to express an opinion on the Company's internal financial controls over financial reporting based on our audit. We conducted our audit in accordance with the Guidance Note on Audit of Internal Financial Controls over Financial Reporting (the "Guidance Note") and the Standards on Auditing, issued by ICAI and deemed to be prescribed under Section 143(10) of the Companies Act, 2013, to the extent applicable to an audit of internal financial controls, both applicable to an audit of Internal Financial Controls and, both issued by the Institute of Chartered Accountants of India. Those Standards and the Guidance Note require that we comply with ethical requirements and plan and perform the audit to obtain reasonable assurance about whether adequate internal financial controls over financial reporting was established and maintained and if such controls operated effectively in all material respects.

Our audit involves performing procedures to obtain audit evidence about the adequacy of the internal financial controls system over financial reporting and their operating effectiveness. Our audit of internal financial controls over financial reporting included obtaining an understanding of internal financial controls over financial reporting, assessing the risk that a material weakness exists, and testing and evaluating the design and operating effectiveness of internal control based on the assessed risk. The procedures selected depend on the auditor's judgment, including the assessment of the risks of material misstatement of the Financial Statements, whether due to fraud or error.

We believe that the audit evidence we have obtained is sufficient and appropriate to provide a basis for our audit opinion on the Company's internal financial controls system over financial reporting.

MEANING OF INTERNAL FINANCIAL CONTROLS OVER FINANCIAL REPORTING

A company's internal financial control over financial reporting is a process designed to provide reasonable assurance regarding the reliability of financial reporting and the preparation of Financial Statements for external purposes in accordance with generally accepted accounting principles. A company's internal financial control over financial reporting includes those policies and procedures that (1) pertain to the maintenance of records that, in reasonable detail, accurately and fairly reflect the transactions and dispositions of the assets of the company; (2) provide reasonable assurance that transactions are recorded as necessary to permit preparation of Financial Statements in accordance with generally accepted accounting principles, and that receipts and expenditures of the Company are being made only in accordance with authorizations of management and Directors of the Company; and (3) provide reasonable assurance regarding prevention or timely detection of unauthorized acquisition, use, or disposition of the Company's assets that could have a material effect on the Financial Statements.



**ANNEXURE 'B' TO THE INDEPENDENT AUDITOR'S REPORT OF
M/S NUPUR FINVEST PRIVATE LIMITED
(Referred to in paragraph of our Report of even date for F. Y. 2021-22)**

INHERENT LIMITATIONS OF INTERNAL FINANCIAL CONTROLS OVER FINANCIAL REPORTING

Because of the inherent limitations of internal financial controls over financial reporting, including the possibility of collusion or improper management override of controls, material misstatements due to error or fraud may occur and not be detected. Also, projections of any evaluation of the internal financial controls over financial reporting to future periods are subject to the risk that the internal financial control over financial reporting may become inadequate because of changes in conditions, or that the degree of compliance with the policies or procedures may deteriorate.

OPINION

In our opinion, the Company has, in all material respects, an adequate internal financial controls system over financial reporting and such internal financial controls over financial reporting were operating effectively as at 31st March 2022 based on the internal control over financial reporting criteria established by the Company considering the essential components of internal control stated in the Guidance Note on Audit of Internal Financial Controls Over Financial Reporting issued by the Institute of Chartered Accountants of India.

**Place : New Delhi
Date : 6th May 2022**

**For Manish Goyal & Co.
Chartered Accountants
Firm Reg. No. 006066C**



**(CA MANISH GOYAL)
Partner
Membership No. 074778
UDIN : 22074778AINMQX8712**

M/S NUPUR FINVEST PRIVATE LIMITED
BALANCE SHEET AS ON 31ST MARCH 2022

(Amount in ₹ Lakh)

Sr. No.	Particulars	Note No.	Figures as at the end of current reporting period	Figures as at the end of previous reporting period
I	ASSETS			
	(1) Financial Assets			
	(a) Cash & Cash Equivalents	1	3.00	23.58
	(b) Bank balances other than (b) above	2	75.48	72.21
	(c) Derivative Financial Instruments	3	-	-
	(d) Receivables			
	(i) Trade Receivables	4	18.43	44.01
	(ii) Other Receivables		-	-
	(e) Loans	5	24,303.10	18,413.20
	(f) Investments	6	-	-
	(g) Other Financial Assets	7	55.46	48.64
	(2) Non Financial Assets			
	(a) Current Tax Assets (Net)	8	557.48	451.08
	(b) Deferred Tax asset (Net)		-	-
	(c) Investment Property		-	-
	(d) Biological Assets other than bearer plants		-	-
	(e) Property, Plant and Equipment	9	0.79	1.04
	(f) Capital work-in-progress		-	-
	(g) Intangible assets under development		-	-
	(h) Goodwill		-	-
	(i) Other Intangible assets	9	-	-
	(i) Other Non-Financial assets	10	59.96	14.95
	Total Assets		25,073.70	19,068.71
II	EQUITY AND LIABILITIES			
	(1) Financial Liabilities			
	(a) Derivative Financial Instruments	11	-	-
	(b) Payables			
	(I) Trade Payables			
	(i) total outstanding dues of micro enterprises and small enterprises	12	-	-
	(ii) total outstanding dues of creditors other than micro enterprises and small enterprises	12	-	-
	(II) Other Payables			
	(i) total outstanding dues of micro enterprises and small enterprises		-	-
	(ii) total outstanding dues of creditors other than micro enterprises and small enterprises	12	75.62	48.51
	(c) Debt Securities	13	5,140.00	-
	(d) Borrowings (Other than Debt Securities)	14	14,320.29	13,560.28
	(e) Deposits	15	-	-
	(f) Subordinated Liabilities	16	-	-
	(g) Other financial liabilities (to be specified)	17	-	-
	(2) Non-Financial Liabilities			
	(a) Current tax liabilities (Net)	18	-	-
	(b) Provisions	19	206.89	177.87
	(c) Deferred tax liabilities (Net)	20	11.32	2.72
	(d) Other non-financial liabilities (to be specified)	21	10.24	0.17
	(3) Equity			
	(a) Equity Share capital	22	536.96	536.96
	(b) Other Equity	23	4,772.38	4,742.21
	Total Equity & Liabilities		25,073.70	19,068.71

Notes to the Accounts & Significant Accounting Policies annexed

Note No. referred to above form an integral part of these Financial Statements


Signed in terms of our Report of even date

For and on behalf of the Board

For Manish Goyal & Co.
Chartered Accountants
Firm Reg. No. 008068C

(CA. MANISH GOYAL)
Partner
Membership No: 074778
UDIN : 22074778AINMQX8712

Place : New Delhi
Date : 6th May 2022



(Signature)

(SUNIL AGARWAL)
Managing Director
DIN : 00006991

(Signature)

(HARISH SINGH)
Executive Director
DIN : 00039501

M/S NUPUR FINVEST PRIVATE LIMITED
PROFIT & LOSS STATEMENT FOR THE PERIOD ENDED 31ST MARCH 2022

(Amount in ₹ Lakh)

Sr. No.	Particulars	Note No.	Figures for current reporting period	Figures for previous reporting period
I	Revenue from operations:			
	(i) Interest Income	24	3,591.36	3,462.60
	(ii) Dividend Income		-	-
	(iii) Rental Income		-	-
	(iv) Fees and commission Income		-	-
	(v) Net gain on fair value changes	25	-	-
	(vi) Net gain on derecognition of financial instruments under amortised cost		-	-
	(vii) Sale of products (including Excise Duty)		-	-
	(viii) Sale of services		-	-
	(ix) Others		-	-
	Total Revenue from operations (I)		3,591.36	3,462.60
II	Other Income	26	-	-
	Total Income (I+II)		3,591.36	3,462.60
III	Expenses:			
	(i) Finance Costs	27	1,740.21	1,834.85
	(ii) Fees and commission expense		-	-
	(iii) Net loss on fair value changes		-	-
	(iv) Net loss on derecognition of financial instruments under amortised cost		-	-
	(v) Impairment on financial instruments	28	1,510.30	1,337.83
	(vi) Cost of materials consumed		-	-
	(vii) Purchases of Stock-in-trade		-	-
	(viii) Changes in Inventories of finished goods, stock-in- trade and work-in-		-	-
	(ix) Employee Benefits Expenses	29	197.37	167.18
	(xi) Depreciation, amortization and impairment	30	0.46	1.07
	(x) Others expenses	31	66.80	47.68
	Total Expenses (III)		3,515.14	3,388.61
IV	Profit / (loss) before exceptional items and tax	(II-III)	76.22	73.98
V	Exceptional items		3.14	22.13
VI	Profit/(loss) before tax	(IV -V)	73.08	51.85
VII	Tax Expense:			
	(1) Current Tax		10.85	17.35
	(2) Deferred Tax		8.60	0.32
VIII	Profit / (loss) for the period from continuing operations	(VI-VII)	53.63	34.18
IX	Profit/(loss) from discontinued operations		-	-
X	Tax Expense of discontinued operations		-	-
XI	Profit/(loss) from discontinued operations (After tax)	(IX-X)	-	-
XII	Profit/(loss) for the period	(VIII+XI)	53.63	34.18



M/S NUPUR FINVEST PRIVATE LIMITED
PROFIT & LOSS STATEMENT FOR THE PERIOD ENDED 31ST MARCH 2022

(Amount in ₹ Lakh)

Sr. No.	Particulars	Note No.	Figures for current reporting period	Figures for previous reporting period
XIII	Other Comprehensive Income:			
	(A) (i) Items that will not be reclassified to profit or loss (Revaluation of Building)		-	-
	(ii) Income tax relating to items that will not be reclassified to profit or loss		-	-
	Subtotal (A)		-	-
	(B) (i) Items that will be reclassified to profit or loss (specify items and amounts)		-	-
	(ii) Income tax relating to items that will be reclassified to profit or loss		-	-
	Subtotal (B)		-	-
	Other Comprehensive Income (A+B)		-	-
XIV	Total Comprehensive Income for the period (Comprising Profit (Loss) and other Comprehensive Income for the period)	(XII+XIII)	53.63	34.18
XV	Earnings per equity share: (for continuing operations)	35		
	Basic (Rs.)		1.00	0.64
	Diluted (Rs.)		1.00	0.64
XVI	Earnings per equity share: (for discontinued operations)			
	Basic (Rs.)		-	-
	Diluted (Rs.)		-	-
XVII	Earnings per equity share: (for continuing and discontinued operations)	35		
	Basic (Rs.)		1.00	0.64
	Diluted (Rs.)		1.00	0.64

Notes to the Accounts & Significant Accounting Policies

Note referred to above form an integral part of these Financial Statements

Signed in terms of our Report of even date

For and on behalf of the Board

For Manish Goyal & Co.
Chartered Accountants
Firm Reg. No. 006066C

(CA. MANISH GOYAL)
Partner
Membership No. 074778
UDIN : 22074778AINMQX8712

Place : New Delhi
Date : 6th May 2022



(Signature)
(SUNIL AGARWAL)
Managing Director
DIN : 00006991

(Signature)
(HARISH SINGH)
Executive Director
DIN : 00039501


M/S NUPUR FINVEST PRIVATE LIMITED
CASH FLOW STATEMENT FOR THE YEAR ENDED 31ST MARCH 2022

(Amount in ₹ Lakh)

Sr. No.	Particulars	Figures for current reporting period	Figures for previous reporting period
A	Cash Flows from Operating Activities:		
	Net Profit before taxation, and extraordinary items and interest	1,816.43	1,908.84
	Adjustments for		
I	Depreciation	0.46	1.07
II	Impairment of Financial Assets	1,510.30	1,337.83
	Operating Profit before working capital changes	3,327.19	3,247.74
	Adjustments for		
I	Change in other financial	(6.82)	(7.29)
II	Change in Loans	(7,369.05)	1,644.56
III	Change in financial & non-financial liabilities	37.18	(453.49)
IV	Change in other non-financial assets	(45.01)	(1.57)
	Cash generated from operations	(4,056.51)	4,429.95
I	Interest Paid	(1,740.22)	(1,834.85)
II	Direct Taxes paid	(117.26)	292.51
	Cash flow before extraordinary item	(5,913.99)	2,887.61
I	Extraordinary items	3.14	22.13
	Net Cash from / (used) Operating activities	(5,917.13)	2,865.48
B	Cash Flows from Investing Activities:		
I	Purchase of Fixed Assets	(0.21)	-
II	Sale of Investments	-	-
	Net Cash from / (used) Investing activities	(0.21)	-
C	Net Cash from Financing activities:		
I	Proceeds in borrowings	760.01	(3,134.74)
II	Proceeds in Debt Securities	5,140.00	-
III	Proceeds in Short-term borrowings	-	-
IV	Dividend Paid for the last year	-	-
	Net Cash from / (used) Financing activities	5,900.01	(3,134.74)
	Net Increase in Cash & Cash equivalents	(17.33)	(269.26)
	Cash & Cash equivalents at beginning of period	95.80	365.06
	Cash & Cash equivalents at end of period	78.47	95.80


Signed in terms of our Report of even date

For and on behalf of the Board

For Manish Goyal & Co.
Chartered Accountants
Firm Reg. No. 006066C

(CA, MANISH GOYAL)
Partner
Membership No. 074778
UDIN : 22074778AINMQX8712




(SUNIL AGARWAL)
Managing Director
DIN : 00006991



(HARISH SINGH)
Executive Director
DIN : 00039501

Place : New Delhi
Date : 6th May 2022

Auditors' Report

We have verified the attached Cash Flow Statements of Nupur Finvest Pvt. Ltd., derived from Audited Financial Statements and the books and records maintained by the Company for the year ended 31st March 2022 and 31st March 2021 and found the same in agreement there with.

Place : New Delhi
Date : 6th May 2022

For Manish Goyal & Co.
Chartered Accountants
Firm Reg. No. 006066C

(CA, MANISH GOYAL)
Partner
Membership No. 074778
UDIN : 22074778AINMQX8712

M/S NUPUR FINVEST PRIVATE LIMITED

ACCOUNTING POLICIES

1. CORPORATE INFORMATION

M/S NUPUR FINVEST PRIVATE LIMITED is a Non Deposit Taking Non-Banking Financial Company engaged in providing loans. The Company is a wholly owned Subsidiary of M/s Paisalo Digital Limited.

The Company is engaged in providing loans to Individuals, Corporates, Firms, LLPs, and other entities

The registered office of the company is situated at 101, CSC, Pocket 52, Chitranjan Park, Delhi 110019 having CIN: U67120DL1995PTC231086.

2. FUNCTIONAL AND PRESENTATION CURRENCY

These Financial Statements are presented in Indian rupees (value in Lakhs up to two decimal), which is the functional currency of the Company. All financial information is presented in Indian rupees.

3. BASIS OF PREPARATION OF FINANCIAL STATEMENTS

These Financial Statements are prepared in accordance with Indian Accounting Standards (Ind AS) under the historic cost convention on an accrual basis, except where the same is considered at fair market value as required by Ind AS, the provisions of the Companies Act, 2013 ('the Act') (to the extent notified) and guidelines issued by the Securities and Exchange Board of India (SEBI).

The Ind AS are prescribed under Section 133 of the Act read with Rule 3 of the Companies (Indian Accounting Standards) Rules, 2015 and the relevant amendment rules issued thereafter.

Financial statements have been presented in accordance with format prescribed for Non-Banking Financial Companies under Companies (Indian Accounting Standards) Rules, 2015 in Division III as per the notification No. G.S.R. 1022(E) dated 11.10.2018.

4. USE OF ESTIMATES AND JUDGMENTS

The preparation of the Financial Statements in conformity with Ind AS requires the Management to make estimates, judgments and assumptions. These estimates, judgments and assumptions affect the application of accounting policies and the reported amounts of assets and liabilities, the disclosures of contingent assets and liabilities at the date of the Financial Statements and reported amounts of revenues and expenses during the period. The application of accounting policies that require critical accounting estimates involving complex and subjective judgments and the use of assumptions in the Financial Statements have been disclosed in further notes. Accounting estimates could change from period to period. Actual results could differ from those estimates. Appropriate changes in estimates are made as the Management becomes aware of changes in circumstances surrounding the estimates. Changes in estimates are reflected in the Financial Statements in the period in which changes are made and, if material, their effects are disclosed in the notes to the financial statements.

4.1 REVENUE RECOGNITION

Revenue is recognized to the extent that it is probable that the economic benefits will flow to the Company and the revenue can be reliably measured. Company follows accrual basis for all revenue recognition. Interest income is recognized on due basis and penal income is recognized on receipt basis.



M/S NUPUR FINVEST PRIVATE LIMITED
ACCOUNTING POLICIES

4.2 INCOME TAXES

The company's major tax jurisdiction is India. Significant judgments are involved in determining the provision for income taxes, including the amount expected to be paid or recovered in connection with uncertain tax positions.

Income tax expense comprises current and deferred tax. It is recognized in the statement of profit and loss except to the extent that it relates items recognized directly in equity or in OCI.

4.3 PROPERTY, PLANT AND EQUIPMENT

Property, plant and equipment represent a small proportion of the asset base of the Company. The charge in respect of periodic depreciation is derived after determining an estimate of an asset's expected useful life and the expected residual value at the end of its life. Useful lives of PPE and intangible assets are based on the life prescribed in Schedule II of the Companies Act, 2013. In cases where the useful lives are different from that prescribed in Schedule II, they are based on technical advice, taking into account the nature of the asset, the estimated usage of the asset, the operating conditions of the asset, past history of replacement, anticipated technological changes, manufacturers' warranties and maintenance support.

4.4 PROVISION

Provision is recognized when the Company has a present obligation as a result of past event and it is probable that an outflow of resources will be required to settle the obligation, in respect of which a reliable estimate can be made. Provisions are not discounted to its present value and are determined based on best estimate required to settle the obligation as at the Balance Sheet date. These are reviewed at each Balance Sheet date and adjusted to reflect the current best estimates.

4.5 CASH FLOW STATEMENT

Cash flows are reported using the indirect method, whereby profit before tax is adjusted for the effect of transactions of non-cash nature and any deferrals or accruals of past or future cash receipts or payments and item of income or expenses associated with investing or financing cash flows. Cash flow from operating, investing and financing activities are segregated.

5. ACCOUNTING POLICIES

5.1 CASH & CASH EQUIVALENTS

Cash and cash equivalents in the balance sheet comprise cash at bank and in hand and short-term investments with an original maturity of three months or less.

5.2 FINANCIAL INSTRUMENTS

The Company recognizes financial assets and financial liabilities when it becomes a party to the contractual provisions of the instrument.

Company has a business model of 'Hold to collect' with sole purpose of collecting principal and interest from loans, thus as per Ind AS 109- 'Financial Instruments' Loans are measured at amortized cost.

Other financial assets or liabilities maturing within one year from the balance sheet date are measured at the carrying value as the same approximate the fair value due to the short maturity of these instruments.



M/S NUPUR FINVEST PRIVATE LIMITED
ACCOUNTING POLICIES

5.3 IMPAIRMENT OF FINANCIAL ASSETS

In accordance with Ind AS 109, the Company applies Expected Credit Loss (ECL) model for measurement and recognition of impairment loss of the financial assets on the basis of their credit risk exposure.

For the same, ECL is measured as per the management policy after performing due diligence of company's historical data in regards to the respective asset. Also, since company is a RBI registered ND-SI- NBFC and as per RBI guidelines, a 0.4% provision for Standard Assets is created against company's credit exposures.

The Company shows overdue installment amount of customers under trade receivables.

Expected Credit Loss model:

Company's Credit loss system is based on its credit risk function and the risk perceives. Under Ind AS, credit loss provisioning is mainly based on past trends and judgment of the entity. Implementation of expected credit losses not only consider historical data but also incorporates consideration to forward looking information.

ECL model is divided into three stages as follows:

Particulars Also Referred AS	Stage 1 Performing	Stage 2 Under Performing	Stage 3 Non-Performing
Credit quality of assets Days Past Due	Not deteriorated significantly since its initial recognition 0 Days to 30 Days	Deteriorated significantly since its initial recognition 31 Days to 90 Days	Objective evidence of impairment More than 90 Days
Credit risk Recognize	Low 12 month ECL	Moderate to high Life time ECL	Very High Life time ECL
ECL	Represents financial asset's life time ECL that are expected to arise from default events that are possible within 12 months	ECL that results from all possible default events over the expected life of an instrument.	

Both 12 months ECL and life time ECL are calculated on individual and collective basis, depending on the nature of the underlying portfolio of financial instrument.

Determining significant increase in credit risk

It is very judgmental to determine the significant increase in credit risk, which enable entity to move from stage 1 to stage 2. i.e. to move from 12 month expected losses to life time expected losses. Entity need to assess significant increase in credit risk as compared to its initial recognition level by considering significant changes in financial position of a borrower, expected or current delay in payment, historical trend of the repeat borrowers etc.

Company also has a policy to perform an assessment, at the end of each reporting period, of whether a financial instrument's credit risk has increased significantly since initial recognition.



M/S NUPUR FINVEST PRIVATE LIMITED
ACCOUNTING POLICIES

Forward looking information

ECL is based on history of financial asset and includes forward-looking statement; however, it is a forecast about future conditions over the entire expected life of a financial instrument. The forward-looking information is based on:

- Internal historical credit loss experience, and the period of time over which its historical data has been captured and the corresponding economic conditions represented in the past
- Effects that were not present in the past or to remove the effects that are not relevant for the future
- Macroeconomic factors such as interest rates

The Calculations of ECL

Company calculates ECL on the basis of probability-weighted average scenarios on the basis of historical data.

The calculation of ECL has following key elements of Company's internal estimates:

Probability of default (PD):

It is an estimate of the likelihood of default over a given time horizon.

Exposure at default:

Estimate of an exposure at a future default date –expected changes in exposure after the reporting date.

Loss Given Default:

Estimate of the loss arising on default. It is based on the difference between contractual cash flows that are due and expected to receive including from collateral. It is generally referred as a percentage of exposure at default.

Discount rate:

Used to discount an expected loss to a present value at the reporting date using the effective interest rate.

ECL system:

Stage 1: At stage one 12 months ECL is recognized which is calculated as the portion of total outstanding advances, that are overdue till 30 days, that result from a default event on the financial instrument that are possible within 12 months after the reporting date. Company calculates the 12 months ECL provision based on the expectation of default occurring in 12 months following the reporting date. These expected 12 month default probabilities are applied to an EAD and multiplied by the expected LGD.

Stage 2: When a loan has shown a significant increase in the credit risk, i.e., where the same is overdue till 90 days, Company records a provision for life time ECL. PDs and LGDs in this case are estimated over life span of the financial instrument.

Stage 3: When a loan is considered credit-impaired, i.e., where the same is overdue for past 90 days, Company recognize the lifetime expected credit losses. In this scenario PD is estimated at 100%. For Company, stage 3 incorporates the loans which are due past 90 days but, in certain cases where the internal assessment of the individual borrowers reflects that the overdue amount can be recovered in the near future then the same is subjected to 100% provisioning.



M/S NUPUR FINVEST PRIVATE LIMITED
ACCOUNTING POLICIES

Conclusion:

ECL concept is to recognize the expected loss on the defaulted advances on timely basis so as to present a true and fair view of financial position of the Company. Also, Ind AS states that entity can adopt any ECL model to present its historical trends adjusted for its forward-looking information. However, as per Company's internal policy, the Company follows a policy of writing off 100% of Sub-Standard Assets which does incorporate the requirements of Ind AS of better presentation of financial position.

Company ECL model is subjected to review every year.

5.4 DERECOGNITION OF FINANCIAL INSTRUMENTS

The Company derecognises a financial asset when the contractual rights to the cash flows from the financial asset expire or it transfers the financial asset and the transfer qualifies for derecognition under Ind AS 109. A financial liability (or a part of a financial liability) is derecognised from the balance sheet when the obligation specified in the contract is discharged or cancelled or expires.

5.5 INVESTMENTS

Investments are carried at cost in the separate financial statements. Investments in subsidiary is measured at the previous GAAP carrying amount as per the provisions of Ind AS 27 – 'Separate Financial Statements'.

5.6 PROPERTY, PLANT AND EQUIPMENT

Property, plant and equipment are stated at cost, less accumulated depreciation and impairment, if any or at fair market value if the same present a better presentation of Company's financial position. Accordingly Company has taken the Office Premises Registered Office Premises on fair market value as per the valuation done by an independent valuer, except for a registered office building situated at New Delhi, in which case its transaction cost is taken as fair market value.

Costs directly attributable to acquisition are capitalized until the property, plant and equipment are ready for use, as intended by the Management. If significant parts of an item of property, plant and equipment have different useful lives, then they are accounted for as separate items (major components) of property, plant and equipment. An item of property, plant and equipment is derecognized upon disposal or when no future economic benefits are expected to arise from the continued use of the asset. Any gain or loss on disposal of an item of property, plant and equipment is recognized in the statement of profit and loss.

The Company depreciates property, plant and equipment over their estimated useful lives using the straight-line method. The estimated useful lives of assets are as follows:

Asset Category	Useful Life
Furniture & Fittings	10 Year
Computer Peripheral	3 Year
Equipments, Plant & Machinery	15 Year

Depreciation methods, useful lives and residual values are reviewed periodically, including at each financial year end. Company has restated the useful life of Building as per the report of an independent valuer.



M/S NUPUR FINVEST PRIVATE LIMITED
ACCOUNTING POLICIES

Advances, if any, paid towards the acquisition of property, plant and equipment outstanding at each Balance Sheet date is classified as capital advances under other non-current assets and the cost of assets not ready to use before such date are disclosed under 'Capital Work-in-Progress'. Subsequent expenditures relating to property, plant and equipment are capitalized only when it is probable that future economic benefits associated with these will flow to the Company and the cost of the item can be measured reliably. Repairs and maintenance costs are recognized in the Statement of Profit and Loss when incurred. The cost and related accumulated depreciation are eliminated from the Financial Statements upon sale or retirement of the asset and the resultant gains or losses are recognized in the Statement of Profit and Loss.

5.7 IMPAIRMENT

Property, plant and equipment are evaluated for recoverability whenever events or changes in circumstances indicate that their carrying amounts may not be recoverable. For the purpose of impairment testing, the recoverable amount is determined on an individual asset basis unless the asset does not generate cash flows that are largely independent of those from other assets. If such assets are considered to be impaired, the impairment is to be recognized in the Statement of Profit and Loss and is measured by the amount by which the carrying value of the assets exceeds the estimated recoverable amount of the asset. An impairment loss is reversed in the Statement of Profit and Loss if there has been a change in the estimates used to determine the recoverable amount. The carrying amount of the asset is increased to its revised recoverable amount, provided that this amount does not exceed the carrying amount that would have been determined (net of any accumulated depreciation) had no impairment loss been recognized for the asset in prior years.

5.8 INTANGIBLE ASSETS

Intangible assets are stated at cost less accumulated amortization and impairment or fair market value if the same present a better presentation of Company's financial position. Intangible assets are amortized over their respective individual estimated useful lives on a straight-line basis, from the date that they are available for use. The estimated useful life of an identifiable intangible asset is based on a number of factors including the effects of obsolescence, demand, competition, and other economic factors (such as the stability of the industry, and known technological advances). Amortization methods and useful lives are reviewed periodically including at each financial year end.

Software product development costs are also expensed as incurred unless technical and commercial feasibility of the project is demonstrated, future economic benefits are probable. The cost during the development phase is capitalized as the cost the app to be presented in balance sheet. The costs which can be capitalized include the cost of material, direct labor and overhead costs that are directly attributable to preparing the asset for its intended use. Over the period of time the Company has developed its own ERP software which is a core strength of the Company, the revaluation of which shall be taken up at later stage.

5.9 CONTINGENT LIABILITIES AND CONTINGENT ASSETS

Contingent liabilities are disclosed for:

- a. possible obligations which will be confirmed only by future events not wholly within the control of the Company, or
- b. present obligations arising from past events where it is not probable that an outflow of resources will be required to settle the obligation or a reliable estimate of the amount of the obligation cannot be made.

Contingent assets are disclosed wherein an inflow of economic benefits is probable.



M/S NUPUR FINVEST PRIVATE LIMITED
ACCOUNTING POLICIES

5.10 SHARE CAPITAL

Ordinary shares are classified as equity, incremental costs directly attributable to the issue of new shares or options are shown in equity as a deduction, net of tax, from proceeds.

5.11 SEGMENT REPORTING POLICY

The Chief Executive Officer reviews the operation at the Company level. Therefore, the operations of the Company fall under "Financing activities" business only, which is considered to be the only segment in accordance with the provisions of Ind AS 108- Operating segment.

5.12 EMPLOYEE RETIREMENT BENEFITS

Contributions to Provident Fund and Super Annuation Fund made during the year, are charged to Statement of Profit and Loss.

Employees Gratuity liabilities has been calculated on the basis of Projected Unit Credit method adopted by LIC of India at the time of renewal of gratuity policy. Accordingly, Company has made contribution in line of that which is charged to Statement of Profit & Loss Account in the year of contribution.

5.13 BORROWING COST

Borrowing costs, which are directly attributable to the acquisition /construction of fixed assets, till the time such assets are ready for intended use, are capitalized as a part of the cost of assets.

All borrowing costs other than mentioned above are expensed in the period they are incurred. In case of unamortized identified borrowing cost is outstanding at the year end, it is classified under loans and advances as unamortized cost of borrowings.

In case any loan is prepaid/ cancelled then the unamortized borrowing cost, if any, is fully expensed off on the date of prepayment/cancellation.

5.14 RELATED PARTY

A related party is a person or an entity that is related to the reporting entity. A related party transaction is a transfer of resources, services or obligations between a reporting entity and a related party, regardless of whether a price is charged.

A person or a close family member is related if he:

- Has control/joint control;
- Has significant influence;
- Is a member of the key management personnel (KMP);

of the reporting entity or its parent.



M/S NUPUR FINVEST PRIVATE LIMITED
ACCOUNTING POLICIES

Close members of the family of a person are those family members who may be expected to influence, or be influenced by, that person in their dealings with the entity including:

- that person's children, spouse or domestic partner, brother, sister, father and mother;
- children of that person's spouse or domestic partner; and
- dependants of that person or that person's spouse or domestic partner.

Key Management Personnel are those persons having authority and responsibility for planning, directing and controlling the activities of the entity, directly or indirectly, including any director (whether executive or otherwise) of that entity.

Company has duly complied with all the disclosure requirements of Ind AS 24 "Related Party Disclosures"

5.15 REVENUE RECOGNITION

Revenue is recognized to the extent that it is probable that the economic benefits will flow to the Company and the revenue can be reliably measured. Company follows accrual basis for all revenue recognition. Interest income is recognized on due basis and penal income is recognized on receipt basis.

Processing fees received from customer was recognized as income in the year of receipt under India GAAP. But, as per Ind AS, the same is now amortized over the period of relevant loan.

5.16 EARNINGS PER SHARE

The Earning per Share (Basic as well as Diluted) is calculated based on the net profit or loss for the period attributable to equity shareholders i.e. the net profit or loss for the period.

For the purpose of calculating (Basic and Diluted EPS), the number of equity shares taken are the weighted average number of equity shares outstanding during the period.



M/S NUPUR FINVEST PRIVATE LIMITED
NOTES FORMING INTEGRAL PART OF THE FINANCIAL STATEMENTS AS AT 31ST MARCH 2022

Statement of Changes in Equity:

1. Current Reporting Period

(Amount in `)

Balance at the beginning of the Current Reporting Period	Changes in Equity Share Capital due to prior period errors	Restated balance at the beginning of the current reporting period	Changes in Equity share capital during the current year	Balance at the end of the current reporting period
53,69,550	-	53,69,550	-	53,69,550
53,69,550	-	53,69,550	-	53,69,550

2. Previous Reporting Period

(Amount in `)

Balance at the beginning of the Current Reporting Period	Changes in Equity Share Capital due to prior period errors	Restated balance at the beginning of the current reporting period	Changes in Equity share capital during the current year	Balance at the end of the current reporting period
53,69,550	-	53,69,550	-	53,69,550
53,69,550	-	53,69,550	-	53,69,550

List of Promoter's and Promoter Group Shareholding:

Sr. No.	Promoter Name	Number of Shares held	Percentage of total shares	Percentage change during the year
1	Paisalo Digital Limited	53,69,550	100.00	0.00



M/S NUPUR FINVEST PRIVATE LIMITED
NOTES FORMING INTEGRAL PART OF THE FINANCIAL STATEMENTS AS AT 31ST MARCH 2022

Note : 1 Cash & Cash Equivalents

(Amount in ₹ Lakh)

Sr. No.	Particulars	Current Year	Previous Year
1	Cash Balances	3.00	6.60
2	Bank Balances		
	Current a/c with scheduled banks (Subject to reconciliation)	-	16.98
	Cheques/ Drafts on Hands	-	-
	Total	3.00	23.58

Note : 2 Bank Balances other than (a) above

(Amount in ₹ Lakh)

Sr. No.	Particulars	Current Year	Previous Year
1	Bank Balances		
	Current a/c with scheduled banks (Subject to reconciliation)	-	-
2	In Fixed Deposits - Encumbered		
	With Banks	75.48	72.21
	Total	75.48	72.21



M/S NUPUR FINVEST PRIVATE LIMITED
NOTES FORMING INTEGRAL PART OF THE FINANCIAL STATEMENTS AS AT 31ST MARCH 2022

Note : 3 Derivative financial Instruments (Assets)

(Amount in ₹ Lakh)

Particulars	Current Year			Previous Year		
	Notional amounts	Fair Value Assets	Fair Value Liabilities	Notional amounts	Fair Value Assets	Fair Value - Liabilities
Part I						
(i) Currency derivatives						
—Spot and forwards	-	-	-	-	-	-
—Currency Futures	-	-	-	-	-	-
—Currency swaps	-	-	-	-	-	-
—Options purchased	-	-	-	-	-	-
—Options sold (written)	-	-	-	-	-	-
—Others	-	-	-	-	-	-
Subtotal (i)	-	-	-	-	-	-
(ii) Interest rate derivatives						
—Forward Rate Agreements and Interest Rate Swaps	-	-	-	-	-	-
—Options purchased	-	-	-	-	-	-
—Options sold (written)	-	-	-	-	-	-
—Futures	-	-	-	-	-	-
—Others	-	-	-	-	-	-
Subtotal (ii)	-	-	-	-	-	-
(iii) Credit derivatives	-	-	-	-	-	-
(iv) Equity linked derivatives	-	-	-	-	-	-
(v) Other derivatives (Please specify)	-	-	-	-	-	-
Total Derivative Financial Instruments (i)+(ii)+(iii)+(iv)+ (v)	-	-	-	-	-	-
Part II						
Included in above (Part I) are derivatives held for hedging and risk management purposes as follows:						
(i) Fair value hedging						
— Currency derivatives	-	-	-	-	-	-
—Interest rate derivatives	-	-	-	-	-	-
—Credit derivatives	-	-	-	-	-	-
—Equity linked derivatives	-	-	-	-	-	-
—Others	-	-	-	-	-	-
Subtotal (i)	-	-	-	-	-	-
(ii) Cash flow hedging						
—Currency derivatives	-	-	-	-	-	-
—Interest rate derivatives	-	-	-	-	-	-
—Credit derivatives	-	-	-	-	-	-
—Equity linked derivatives	-	-	-	-	-	-
—Others	-	-	-	-	-	-
Subtotal (ii)	-	-	-	-	-	-
(iii) Net investment hedging	-	-	-	-	-	-
(iv) Undesignated Derivatives	-	-	-	-	-	-
Total Derivative Financial Instruments (i)+(ii)+(iii)+(iv)	-	-	-	-	-	-

Note : 4 Receivables

(Amount in ₹ Lakh)

Sr. No.	Particulars	Current Year	Previous Year
1	Overdue Installments : Considered Good - Secured	15.99	26.36
2	Overdue Installments : Considered Good - Unsecured	2.44	17.65
3	Other Receivables	-	-
	Total	18.43	44.01



M/S NUPUR FINVEST PRIVATE LIMITED
NOTES FORMING INTEGRAL PART OF THE FINANCIAL STATEMENTS AS AT 31ST MARCH 2022

Note : 4 (a) Trade Receivable- Additional Disclosures:

Outstanding for following periods from the due date of payment for Current Year

Sr. No.	Particulars	(Amount in ₹ Lakh)					Total
		less than 6 months	6 months - 1 year	1 - 2 years	2 - 3 years	More than 3 years	
1	Undisputed Trade Receivables-Considered Good	18.43	-	-	-	-	18.43
2	Undisputed Trade Receivables-which have significant increase in credit risk	-	-	-	-	-	-
3	Undisputed Trade Receivables-credit: impaired	-	-	-	-	-	-
4	Disputed Trade Receivables -considered good	-	-	-	-	-	-
5	Disputed Trade Receivables -which have significant increase in credit risk	-	-	-	-	-	-
	Grand Total	18.43	-	-	-	-	18.43

Outstanding for following periods from the due date of payment for Previous Year

Sr. No.	Particulars	(Amount in ₹ Lakh)					Total
		less than 6 months	6 months - 1 year	1 - 2 years	2 - 3 years	More than 3 years	
1	Undisputed Trade Receivables-Considered Good	44.01	-	-	-	-	44.01
2	Undisputed Trade Receivables-which have significant increase in credit risk	-	-	-	-	-	-
3	Undisputed Trade Receivables-credit: impaired	-	-	-	-	-	-
4	Disputed Trade Receivables -considered good	-	-	-	-	-	-
5	Disputed Trade Receivables -which have significant increase in credit risk	-	-	-	-	-	-
	Grand Total	44.01	-	-	-	-	44.01

- Trade Receivables includes overdue loan installments




M/S NUPUR FINVEST PRIVATE LIMITED
NOTES FORMING INTEGRAL PART OF THE FINANCIAL STATEMENTS AS AT 31ST MARCH 2022

Particulars	Current Year					(Previous Year)					Total	
	(1)	(2)	(3)	(4)	(5)	(6)	(7)	(8)	(9)	(10)		(11)
Loans												
(A) (i) Bills Purchased and Bills Discounted	-	-	-	-	-	-	-	-	-	-	-	-
(ii) Loans repayable on Demand	-	-	-	-	-	-	-	-	-	-	-	-
(iii) Term Loans	24,303.10	-	-	-	-	24,303.10	18,413.20	-	-	-	-	18,413.20
(iv) Leasing	-	-	-	-	-	-	-	-	-	-	-	-
(v) Factoring	-	-	-	-	-	-	-	-	-	-	-	-
(vi) Others (to be specified)	-	-	-	-	-	-	-	-	-	-	-	-
Total (A) - Gross	24,303.10	-	-	-	-	24,303.10	18,413.20	-	-	-	-	18,413.20
Less: Impairment loss allowance	-	-	-	-	-	-	-	-	-	-	-	-
Total (A) - Net	24,303.10	-	-	-	-	24,303.10	18,413.20	-	-	-	-	18,413.20
(B) (i) Secured by tangible assets	23,392.24	-	-	-	-	23,392.24	16,355.45	-	-	-	-	16,355.45
(ii) Secured by intangible assets	-	-	-	-	-	-	-	-	-	-	-	-
(iii) Covered by Bank/Government Guarantees	-	-	-	-	-	-	-	-	-	-	-	-
(iv) Unsecured	910.85	-	-	-	-	910.85	2,057.75	-	-	-	-	2,057.75
Total (B) - Gross	24,303.10	-	-	-	-	24,303.10	18,413.20	-	-	-	-	18,413.20
Less: Impairment loss allowance	-	-	-	-	-	-	-	-	-	-	-	-
Total (B) - Net	24,303.10	-	-	-	-	24,303.10	18,413.20	-	-	-	-	18,413.20
(C) (I) Loans in India	24,303.10	-	-	-	-	24,303.10	18,413.20	-	-	-	-	18,413.20
(i) Public Sector	-	-	-	-	-	-	-	-	-	-	-	-
(ii) Others (to be specified)	-	-	-	-	-	-	-	-	-	-	-	-
Total (C) - Gross	24,303.10	-	-	-	-	24,303.10	18,413.20	-	-	-	-	18,413.20
Less: Impairment loss allowance	-	-	-	-	-	-	-	-	-	-	-	-
Total (C) (I) - Net	24,303.10	-	-	-	-	24,303.10	18,413.20	-	-	-	-	18,413.20
(C) (II) Loans outside India	-	-	-	-	-	-	-	-	-	-	-	-
Less: Impairment loss allowance	-	-	-	-	-	-	-	-	-	-	-	-
Total (C) (II) - Net	-	-	-	-	-	-	-	-	-	-	-	-
Total C (I) and C. (II)	24,303.10	-	-	-	-	24,303.10	18,413.20	-	-	-	-	18,413.20

Note : 5 Loans


(Amount in ₹ Lakh)



M/S NUPUR FINVEST PRIVATE LIMITED
NOTES FORMING INTEGRAL PART OF THE FINANCIAL STATEMENTS AS AT 31ST MARCH 2022

(Amount in ₹ Lakhs)

Investments	Current Year At Fair Value						Previous Year At Fair Value							
	Amortised cost	Through Other Comprehensive Income	Through Profit or Loss	Designated at fair value through profit or loss	Sub - Total	Others*	Total	Amortised cost	Through Other Comprehensive Income	Through Profit or Loss	Designated at fair value through profit or loss	Sub - Total	Others*	Total
	(1)	(2)	(3)	(4)	(5) = (2)+(3)+(4)	(6)	(7) = (1)+(5)+(6)	(8)	(9)	(10)	(11)	(12) = (9)+(10)+(11)	(13)	(14) = (8)+(12)+(13)
Mutual funds	-	-	-	-	-	-	-	-	-	-	-	-	-	-
Government securities	-	-	-	-	-	-	-	-	-	-	-	-	-	-
Other approved securities	-	-	-	-	-	-	-	-	-	-	-	-	-	-
Debt securities	-	-	-	-	-	-	-	-	-	-	-	-	-	-
Equity instruments	-	-	-	-	-	-	-	-	-	-	-	-	-	-
Subsidiaries	-	-	-	-	-	-	-	-	-	-	-	-	-	-
Associates	-	-	-	-	-	-	-	-	-	-	-	-	-	-
Joint Ventures	-	-	-	-	-	-	-	-	-	-	-	-	-	-
Others (specify)	-	-	-	-	-	-	-	-	-	-	-	-	-	-
Total (A)	-	-	-	-	-	-	-	-	-	-	-	-	-	-
(i) Investments outside India	-	-	-	-	-	-	-	-	-	-	-	-	-	-
(ii) Investments in India	-	-	-	-	-	-	-	-	-	-	-	-	-	-
Total (B)	-	-	-	-	-	-	-	-	-	-	-	-	-	-
Total (A) to tally with (B)	-	-	-	-	-	-	-	-	-	-	-	-	-	-
Less: Allowance for Impairment loss (C)	-	-	-	-	-	-	-	-	-	-	-	-	-	-
Total - Net D = (A) - (C)	-	-	-	-	-	-	-	-	-	-	-	-	-	-



M/S NUPUR FINVEST PRIVATE LIMITED
NOTES FORMING INTEGRAL PART OF THE FINANCIAL STATEMENTS AS AT 31ST MARCH 2022

Note : 7 Others Financial Assets

(Amount in ₹ Lakh)


Sr. No.	Particulars	Current Year	Previous Year
1	Secured, Considered Good		
	Security Deposit*	0.10	0.01
	Advances to Staff	-	0.35
	Advances for Services	4.50	4.60
	Others Assets	50.86	43.68
	Total	55.46	48.64

- * Security Deposit amount consists of telephone/mobile security, electricity security, rent security.

Note : 8 Current Tax Assets (Net)

(Amount in ₹ Lakh)

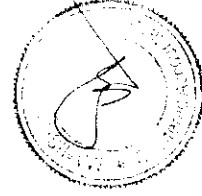
Sr. No.	Particulars	Current Year	Previous Year
1	Advance Recoverable in cash or in kind or for value to be considered good		
	Income Tax and TDS	585.68	491.83
	Provision for Taxation	(28.20)	(40.75)
	Total	557.48	451.08



M/S NUPUR FINVEST PRIVATE LIMITED
NOTES FORMING INTEGRAL PART OF THE FINANCIAL STATEMENTS AS AT 31ST MARCH 2022

Sr. No.	Particulars	Gross Block				Depreciation			Net Block		
		Value at the beginning	Addition during the year	Deduction during the year	Value at the end	Value at the beginning	Addition during the year	Deduction during the year	Value at the end	WDV as on 31.03.2022	WDV as on 31.03.2021
I	Tangible Assets										
1	Plant and Equipments	2.32	-	-	2.32	1.92	0.11	-	2.03	0.29	0.40
2	Furnitures & Fixtures	12.65	-	-	12.65	12.26	0.33	-	12.59	0.06	0.39
3	Computer	15.47	0.21	-	15.68	15.22	0.02	-	15.24	0.44	0.25
	SUB TOTAL (A)	30.44	0.21	-	30.65	29.40	0.46	-	29.86	0.79	1.04
II	Intangible Assets										
	SUB TOTAL (B)										
III	Capital Work-in-progress										
	SUB TOTAL (C)										
IV	Intangible Assets Under Development										
	SUB TOTAL (D)										
	Total [A+B+C+D] (Current Year)	30.44	0.21	-	30.65	29.40	0.46	-	29.86	0.79	1.04
	Total (Previous Year)	30.44	-	-	30.44	28.33	1.07	-	29.40	1.04	2.11

Note : 9 Property, Plant and Equipment



M/S NUPUR FINVEST PRIVATE LIMITED
NOTES FORMING INTEGRAL PART OF THE FINANCIAL STATEMENTS AS AT 31ST MARCH 2022

Note : 10 Other Non Financial Asset

(Amount in ₹ Lakh)



Sr. No.	Particulars	Current Year	Previous Year
1	Deferred Expenditure on Processing Fees charged by Bank	59.96	14.95
	Total	59.96	14.95

- Deferred Revenue Expenses are written off over a period of five years.

Note : 11 Derivative financial Instruments (Liabilities)

(Amount in ₹ Lakh)

Particulars	Current Year			Previous Year		
	Notional amounts	Fair Value Assets	Fair Value Liabilities	Notional amounts	Fair Value - Assets	Fair Value - Liabilities
Part I						
(i) Currency derivatives						
—Spot and forwards	-	-	-	-	-	-
—Currency Futures	-	-	-	-	-	-
—Currency swaps	-	-	-	-	-	-
—Options purchased	-	-	-	-	-	-
—Options sold (written)	-	-	-	-	-	-
—Others	-	-	-	-	-	-
Subtotal (i)	-	-	-	-	-	-
(ii) Interest rate derivatives						
—Forward Rate Agreements and Interest Rate Swaps	-	-	-	-	-	-
—Options purchased	-	-	-	-	-	-
—Options sold (written)	-	-	-	-	-	-
—Futures	-	-	-	-	-	-
—Others	-	-	-	-	-	-
Subtotal (ii)	-	-	-	-	-	-
(iii) Credit derivatives	-	-	-	-	-	-
(iv) Equity linked derivatives	-	-	-	-	-	-
(v) Other derivatives (Please specify)	-	-	-	-	-	-
Total Derivative Financial Instruments (i)+(ii)+(iii)+(iv)+ (v)	-	-	-	-	-	-
Part II						
Included in above (Part I) are derivatives held for hedging and risk management purposes as follows:						
(i) Fair value hedging						
— Currency derivatives	-	-	-	-	-	-
—Interest rate derivatives	-	-	-	-	-	-
—Credit derivatives	-	-	-	-	-	-
—Equity linked derivatives	-	-	-	-	-	-
—Others	-	-	-	-	-	-
Subtotal (i)	-	-	-	-	-	-
(ii) Cash flow hedging						
—Currency derivatives	-	-	-	-	-	-
—Interest rate derivatives	-	-	-	-	-	-
—Credit derivatives	-	-	-	-	-	-
—Equity linked derivatives	-	-	-	-	-	-
—Others	-	-	-	-	-	-
Subtotal (ii)	-	-	-	-	-	-
(iii) Net investment hedging	-	-	-	-	-	-
(iv) Undesignated Derivatives	-	-	-	-	-	-
Total Derivative Financial Instruments (i)+(ii)+(iii)+(iv)	-	-	-	-	-	-



M/S NUPUR FINVEST PRIVATE LIMITED
NOTES FORMING INTEGRAL PART OF THE FINANCIAL STATEMENTS AS AT 31ST MARCH 2022

Note : 12 Payable

(Amount in ₹ Lakh)

Sr. No.	Particulars	Current Year	Previous Year
1	Trade Payable		
	(i) total outstanding dues of micro enterprises and small enterprises	-	-
	(ii) total outstanding dues of creditors other than micro enterprises and small enterprises		
	(a) Paisalo Digital Limited	-	-
2	Other Payables		
	(i) total outstanding dues of micro enterprises and small enterprises	-	-
	(ii) total outstanding dues of creditors other than micro enterprises and small enterprises		
	(a) Statutory Payables		
	Providend Fund Payable	0.04	0.02
	GST Payable	0.02	0.02
	TDS Payable	45.74	32.00
	(b) Expenses Payables	29.82	16.47
	Total	75.62	48.51



M/S NUPUR FINVEST PRIVATE LIMITED
NOTES FORMING INTEGRAL PART OF THE FINANCIAL STATEMENTS AS AT 31ST MARCH 2022

Note : 12 (a) Trade Payables Due for Payment 2021-22

(Amount in ₹ Lakh)

Sr. No.	Particulars	less than 1 year	1 - 2 years	2 - 3 years	More than 3 years	Total
1	MSME	-	-	-	-	-
2	Others	-	-	-	-	-
3	Disputed Dues-MSME	-	-	-	-	-
4	Disputed Dues-Others	-	-	-	-	-
Grand Total		-	-	-	-	-

Trade Payables Due for Payment 2020-21

(Amount in ₹ Lakh)

Sr. No.	Particulars	less than 1 year	1 - 2 years	2 - 3 years	More than 3 years	Total
1	MSME	-	-	-	-	-
2	Others	-	-	-	-	-
3	Disputed Dues-MSME	-	-	-	-	-
4	Disputed Dues-Others	-	-	-	-	-
Grand Total		-	-	-	-	-

- There are no dues pending for more than 45 days



M/S NUPUR FINVEST PRIVATE LIMITED

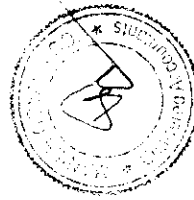
NOTES FORMING INTEGRAL PART OF THE FINANCIAL STATEMENTS AS AT 31ST MARCH 2022

Note : 13 Debt Securities

Particulars	Current Year				(Previous Year)				Total (8) = (5)+(6)+(7)
	At Amortised Cost (1)	At Fair Value Through profit or loss (2)	Designated at fair value through profit or loss (3)	Total (4) = (1)+(2)+(3)	At Amortised Cost (5)	At Fair Value Through profit or loss (6)	Designated at fair value through profit or loss (7)		
	(Amount in ₹ Lakh)								
Liability component of compound financial instruments Others (Bonds/ Debenture etc.)	-	-	-	-	-	-	-	-	-
Total (A)	5,140	-	-	5,140	-	-	-	5,140	-
Debt securities in India	5,140	-	-	5,140	-	-	-	5,140	-
Debt securities outside India	-	-	-	-	-	-	-	-	-
Total (B) to tally with (A)	5,140	-	-	5,140	-	-	-	5,140	-

*** Details of Non Convertible Debentures**

Debenture Series	Issued Date	Issued Amount	Rate of Interest	Interest Periodicity	Maturity Date	Maturity Amount	Current Year	Previous Year
(Amount in ₹ Lakh)								
Series-'NFPL-10-2021'	Oct 2021	4,300.00	12.00%	Monthly	Oct 2028	4,300.00	Yes	Nil
Series-'NFPL-12-2021'	Dec 2021	600.00	14.00%	Monthly	Dec 2031	600.00	Yes	Nil
Series-'NFPL-03-2022'	Mar 2022	240.00	12.00%	Monthly	Mar 2027	240.00	Yes	Nil



M/S NUPUR FINVEST PRIVATE LIMITED
NOTES FORMING INTEGRAL PART OF THE FINANCIAL STATEMENTS AS AT 31ST MARCH 2022

(Amount in ₹ Lakh)

Particulars	Current Year			(Previous Year)			
	At Amortised Cost (1)	At fair value through profit or loss (2)	Designated at fair value through profit or loss (3)	Total (4) = (1)+(2)+(3)	At fair value through profit or loss (2)	Designated at fair value through profit or loss (3)	Total (4) = (1)+(2)+(3)
(a) Term loans:							
(i) from banks	5,020.56	-	-	5,020.56	-	-	2,436.12
(ii) from other parties	2,285.22	-	-	2,285.22	-	-	2,054.68
(b) Deferred payment liabilities	-	-	-	-	-	-	-
(c) Loans from related parties	-	-	-	-	-	-	-
(d) Finance lease obligations	-	-	-	-	-	-	-
(e) Liability component of compound financial instruments	-	-	-	-	-	-	-
(f) Loans repayable on demand:							
(i) from banks	1,910.10	-	-	1,910.10	-	-	4,718.82
(ii) from other parties	5,104.41	-	-	5,104.41	-	-	4,350.66
(g) Other loans (specify nature)	-	-	-	-	-	-	-
Total (A)	14,320.29	-	-	14,320.29	-	-	13,560.28
Borrowings in India	14,320.29	-	-	14,320.29	-	-	13,560.28
Borrowings outside India	-	-	-	-	-	-	-
Total (B) to tally with (A)	14,320.29	-	-	14,320.29	-	-	13,560.28



M/S NUPUR FINVEST PRIVATE LIMITED
NOTES FORMING INTEGRAL PART OF THE FINANCIAL STATEMENTS AS AT 31ST MARCH 2022

Note : 15 Deposits

Particulars	Current Year			(Previous Year)			Total
	At Amortised Cost (1)	At fair value through profit or loss (2)	Designated at fair value through profit or loss (3)	At Amortised Cost (5)	At fair value through profit or loss (6)	Designated at fair value through profit or loss (7)	
Deposits							(8) = (5)+(6)+(7)
(i) Public Deposits	-	-	-	-	-	-	-
(ii) Form Banks	-	-	-	-	-	-	-
(iii) From Others	-	-	-	-	-	-	-
Total	-	-	-	-	-	-	-

(Amount in ₹ Lakh)

Note : 16 Subordinated Liabilities

Particulars	Current Year			(Previous Year)			Total
	At Amortised Cost (1)	At fair value through profit or loss (2)	Designated at fair value through profit or loss (3)	At Amortised Cost (5)	At fair value through profit or loss (6)	Designated at fair value through profit or loss (7)	
Subordinated Liabilities							(8) = (5)+(6)+(7)
Perpetual Debt Instruments to the extent that do not qualify as equity	-	-	-	-	-	-	-
Preference Shares other than those that qualify as Equity	-	-	-	-	-	-	-
Others (specifying the nature and type of instrument issued)	-	-	-	-	-	-	-
Total (A)	-	-	-	-	-	-	-
Subordinated Liabilities in India	-	-	-	-	-	-	-
Subordinated Liabilities outside India	-	-	-	-	-	-	-
Total (B) to tally with (A)	-	-	-	-	-	-	-

(Amount in ₹ Lakh)



M/S NUPUR FINVEST PRIVATE LIMITED
NOTES FORMING INTEGRAL PART OF THE FINANCIAL STATEMENTS AS AT 31ST MARCH 2022

Note : 17 Others Financial Liabilities

(Amount in ₹ Lakh)

Sr. No.	Particulars	Current Year	Previous Year
1	Others	-	-
	Total	-	-

Note : 18 Current Tax Liabilities (Net)

(Amount in ₹ Lakh)

Sr. No.	Particulars	Current Year	Previous Year
1	Advance Recoverable in cash or in kind or for value to be considered good		
	Income Tax and TDS	-	-
	Provision for Taxation	-	-
	Total	-	-

Note : 19 Provisions

(Amount in ₹ Lakh)

Sr. No.	Particulars	Current Year	Previous Year
1	Provision for Standard Assets	97.30	73.85
2	Additional Provision for Expected Credit Loss	109.59	104.02
	Total	206.89	177.87

Note : 20 Deferred Tax Liabilities (Net)

(Amount in ₹ Lakh)

Sr. No.	Particulars	Current Year	Previous Year
1	Opening Balance	2.72	2.40
	Tax on Timing difference on Property, Plant and Equipments	(0.85)	(0.81)
	Tax on Timing difference on Unearned Income	(2.51)	(0.06)
	Tax on Timing difference on Unexpired Expenses	14.68	3.27
2	Total Deferred Tax Liability	11.32	2.72
	Provision for Deferred Tax required for the year (2-1)	8.60	0.32
	Total	11.32	2.72

Note : 21 Others Non Financial Liabilities

(Amount in ₹ Lakh)

Sr. No.	Particulars	Current Year	Previous Year
1	Unearned Income on Processing fees	10.24	0.17
	Total	10.24	0.17



M/S NUPUR FINVEST PRIVATE LIMITED
NOTES FORMING INTEGRAL PART OF THE FINANCIAL STATEMENTS AS AT 31ST MARCH 2022


Note : 22 Share Capital

(Amount in ₹ Lakh)

Sr. No.	Particulars	Current Year	Previous Year
1	AUTHORIZED CAPITAL 10,000,000 Equity Shares of ₹ 10/- each	1,000.00	1,000.00
		1,000.00	1,000.00
2	ISSUED, SUBSCRIBED CAPITAL 5,369,550 Equity Shares of ₹ 10/- each, Fully Paid	536.96	536.96
		536.96	536.96
3	PAID UP CAPITAL 53,69,550 Equity Shares of ₹ 10/- per Share fully paid up	536.96	536.96
	Total	536.96	536.96

- **More than 5% shares:**

Out of Equity shares issued by the Company, 100 % shares are held by its Holding Company (Paisalo Digital Limited) and its Nominees.




M/S NUPUR FINVEST PRIVATE LIMITED
NOTES FORMING INTEGRAL PART OF THE FINANCIAL STATEMENTS AS AT 31ST MARCH 2022

Note : 23 Other Equity

(Amount in ₹ Lakh)														
(1) Current reporting period														
Particulars	Share application money pending allotment	Equity component of compound financial instruments	Statutory Reserves - RBI Reserve Fund	Securities Premium	General Reserve	Retained Earnings	Debt Instruments through other Comprehensive Income	Equity Instruments through other Comprehensive Income	Effective portion of Cash Flow Hedges	Revaluation Surplus	Exchange differences on translating the financial statements of a foreign operation	Other items of Other Comprehensive Income (Specify nature)	Money received against share warrants	Total
Balance at the beginning of the reporting period	-	-	271.61	4,405.80	8.85	55.95	-	-	-	-	-	-	-	4,742.21
Changes in accounting policy (deferment of Income)	-	-	-	-	-	-	-	-	-	-	-	-	-	-
Restated balance at the beginning of the reporting period	-	-	271.61	4,405.80	8.85	55.95	-	-	-	-	-	-	-	4,742.21
Total Comprehensive Income for the year	-	-	-	-	-	53.63	-	-	-	-	-	-	-	53.63
Dividends	-	-	-	-	-	-	-	-	-	-	-	-	-	-
Transfer to retained earnings	-	-	-	-	-	-	-	-	-	-	-	-	-	-
Tax Impact due to IND AS	-	-	-	-	-	-	-	-	-	-	-	-	-	-
Transfer to General Reserve	-	-	-	-	-	-	-	-	-	-	-	-	-	-
Previous year taxes	-	-	-	-	-	-	-	-	-	-	-	-	-	-
Transfer to Reserve Fund	-	-	10.73	-	-	(10.73)	-	-	-	-	-	-	-	-
Provision on Standard Assets	-	-	-	-	-	(23.46)	-	-	-	-	-	-	-	-
Balance at the end of the reporting period	-	-	282.34	4,405.80	8.85	75.39	-	-	-	-	-	-	-	4,772.38

(2) Previous reporting period

(Amount in ₹ Lakh)														
(2) Previous reporting period														
Particulars	Share application money pending allotment	Equity component of compound financial instruments	Statutory Reserves - RBI Reserve Fund	Securities Premium	General Reserve	Retained Earnings	Debt Instruments through other Comprehensive Income	Equity Instruments through other Comprehensive Income	Effective portion of Cash Flow Hedges	Revaluation Surplus	Exchange differences on translating the financial statements of a foreign operation	Other items of Other Comprehensive Income (Specify nature)	Money received against share warrants	Total
Balance at the beginning of the reporting period	-	-	264.77	4,405.80	8.85	16.87	-	-	-	-	-	-	-	4,696.29
Changes in accounting policy (deferment of Income)	-	-	-	-	-	-	-	-	-	-	-	-	-	-
Restated balance at the beginning of the reporting period	-	-	264.77	4,405.80	8.85	16.87	-	-	-	-	-	-	-	4,696.29
Total Comprehensive Income for the year	-	-	-	-	-	34.19	-	-	-	-	-	-	-	34.19
Dividends	-	-	-	-	-	-	-	-	-	-	-	-	-	-
Transfer to retained earnings	-	-	-	-	-	-	-	-	-	-	-	-	-	-
Tax Impact due to IND AS	-	-	-	-	-	-	-	-	-	-	-	-	-	-
Transfer to General Reserve	-	-	-	-	-	(6.84)	-	-	-	-	-	-	-	-
Transfer to Reserve Fund	-	-	6.84	-	-	11.73	-	-	-	-	-	-	-	-
Provision on Standard Assets	-	-	-	-	-	-	-	-	-	-	-	-	-	-
Balance at the end of the reporting period	-	-	271.61	4,405.80	8.85	55.95	-	-	-	-	-	-	-	4,742.21



M/S NUPUR FINVEST PRIVATE LIMITED

NOTES FORMING INTEGRAL PART OF THE FINANCIAL STATEMENTS AS AT 31ST MARCH 2022

(Amount in ₹ Lakh)

Particulars	Current Period		Previous Year	
	On Financial Assets measured at fair value through OCI	On Financial Assets measured at Amortised Cost	On Financial Assets measured at fair value through OCI	On Financial Assets measured at Amortised Cost
Interest on Loans	-	3,575.97	-	3,411.40
Interest income from Investments	-	-	-	-
Interest on deposits with Banks	-	3.64	-	3.98
Other Incomes	-	11.75	-	47.20
Total	-	3,591.36	-	3,462.60

Note : 24 Interest Income

(Amount in ₹ Lakh)

Particulars	Current Period	Previous Year
	(A) Net gain/ (loss) on financial instruments at fair value through profit or loss	
(i) On trading portfolio:		
—Investments	-	-
—Derivatives	-	-
—Others	-	-
(ii) On financial instruments designated at fair value through profit or loss	-	-
(B) Others		
(i) Total Net gain/(loss) on fair value changes (c)	-	-
(ii) Fair Value changes:		
---Realised	-	-
---Unrealised	-	-
Total Net gain/ (loss) on fair value changes (D) to tally with ©	-	-

Note : 25 Net gain/ (loss) on fair value changes




M/S NUPUR FINVEST PRIVATE LIMITED
NOTES FORMING INTEGRAL PART OF THE FINANCIAL STATEMENTS AS AT 31ST MARCH 2022

Note : 26 Other Income (Amount in ₹ Lakh)

Sr. No.	Particulars	Current Period	Previous Year
1	Net gain/(loss) on ineffective portion of hedges	-	-
2	Net gain/(loss) on derecognition of property, plant and equipment	-	-
3	Net gain or loss on foreign currency transaction and translation (other than considered as finance cost)	-	-
4	Others	-	-
Total		-	-

Note : 27 Finance Cost (Amount in ₹ Lakh)

Sr. No.	Particulars	Current Period		(Previous Year)	
		On Financial liabilities measured at fair value through profit or loss	On Financial liabilities measured at Amortised Cost	On Financial liabilities measured at fair valoue through profit or loss	On Financial liabilities measured at Amortised Cost
1	Interest on Deposits	-	-	-	-
2	Interest on Borrowings	-	1,465.27	-	1,777.25
3	Interest on Debt Securities	-	248.57	-	-
4	Interest on Subordinated Liabilities	-	-	-	-
5	Other Interest Expense/ Bank Charges	-	26.37	-	57.60
Total		-	1,740.21	-	1,834.85



M/S NUPUR FINVEST PRIVATE LIMITED

NOTES FORMING INTEGRAL PART OF THE FINANCIAL STATEMENTS AS AT 31ST MARCH 2022

Note : 28 Impairment on financial instruments

Particulars	Current Period		(Previous Year)		(Amount in ₹ Lakh)
	On Financial instruments measured at fair value through OCI	On Financial instruments measured at Amortised Cost	On Financial instruments measured at fair value through OCI	On Financial instruments measured at Amortised Cost	
Bad Debts Written Off on Loans	-	1,504.74	-	1,287.14	
Additional Provision for Expected Credit Loss Investments	-	5.56	-	50.69	
Others (to be specified)	-	-	-	-	
Total	-	1,510.30	-	1,337.83	



M/S NUPUR FINVEST PRIVATE LIMITED
NOTES FORMING INTEGRAL PART OF THE FINANCIAL STATEMENTS AS AT 31ST MARCH 2022

Note : 29 Employee Benefits Expenses

(Amount in ₹ Lakh)

Sr. No.	Particulars	Current Period	Previous Year
1	Salaries and wages to Employess	197.12	167.04
2	Contribution to provident and other funds	0.25	0.14
3	Share Based Payments to employees	-	-
4	Staff welfare expenses	-	-
	Total	197.37	167.18

- No remuneration has been paid to Directors.

Note : 30 Depreciation & Amortised Cost

(Amount in ₹ Lakh)

Sr. No.	Particulars	Current Period	Previous Year
1	Depreciation	0.46	1.07
	Total	0.46	1.07

Note : 31 Other expenses

(Amount in ₹ Lakh)

Sr. No.	Particulars	Current Period	Previous Year
1	Advertisement Expenses	0.36	0.26
2	Auditors Remuneration	0.76	0.50
3	Conveyance Expenses	1.30	1.02
4	Business Promotion Expenses	0.86	0.91
5	Legal & Professional Expenses	35.28	18.36
6	General Expenses	3.70	4.40
7	Postage & Telephone Expenses	0.12	0.07
8	Printing & Stationery Expenses	0.35	0.27
9	Professional Fees	23.00	20.92
10	Repair and Maintenance	0.33	0.21
11	Travelling Expenses	0.74	0.76
	Total	66.80	47.68




M/S NUPUR FINVEST PRIVATE LIMITED

NOTES FORMING INTEGRAL PART OF THE FINANCIAL STATEMENTS AS AT 31ST MARCH 2022

Note : 32 Ratios

Sl. No.	Ratio	Formula	Explanation	Ratio
1	Current Ratio	Current Assets/Current Liabilities	-	5.51
2	Debt-Equity Ratio	Debt/Equity	total Debts (Long term + Short term)	3.67
3	Debt Service Coverage Ratio	Net Operating Income/Total Debt Service	(PBT + Dep. + Int. on T.L.) / (Int. on T.L.+ Principal repaid)	0.24
4	Return on Equity Ratio	Net Income/Shareholder's Equity	PAT/Shareholder's Equity	1.01%
5	Inventory turnover ratio	Disbursement/Average Inventory	-	1.04
6	Trade Receivables turnover ratio	Trade Receivable/Disbursement	-	0.00
7	Trade payables turnover ratio	Trade Payable/Disbursement	-	0.00
8	Net capital turnover ratio	Disbursement/Shareholder's Equity	-	4.19
9	Net profit ratio	Net Profit/Revenue	-	1.49%
10	Return on Capital employed	EBIT/capital employed	C.E.= Sahrholder's Equity + Long Term Liabilities)	8.88
11	Return on investment	Income generated form Investments / weighted average investments	-	4.93



M/S NUPUR FINVEST PRIVATE LIMITED

NOTES FORMING INTEGRAL PART OF THE FINANCIAL STATEMENTS AS AT 31ST MARCH 2022

33. Remuneration to Auditors:

(Amount in ₹ Lakh)

Particulars	2021-22	2020-21
For Statutory Audit	45,000	30,000
Tax Audit	25,000	20,000
Total	70,000	50,000

34. No amount is payable to Small Scale Industrial Undertakings. The Company has not received any intimation from suppliers regarding their status under the Micro, Small and Medium Enterprises Act, 2006 and hence disclosures, if any relating to amounts together with interest paid/payable as required under the Act cannot be furnished as at the year ended.

35. Earning per Share:

(Amount in ₹ Lakh)

Particulars	2021-22	2020-21
Net profit for the year (After Tax)	53.63	34.19
No. of Equity Shares (Weighted)	53.69	53.69
Basic and diluted Earnings per share	1.00	0.64

36. Figures for the previous year have been regrouped/rearranged/reclassified wherever considered necessary.

37. Disclosure of related party transactions:

A. Holding Company


Paisalo Digital Ltd. (100% Equity Shares)
(Formerly known as S. E. Investments Ltd.)

B. List of related parties and relationship

Related Party	(Relation)
Key Managerial Personnel	
Mr. Sunil Agarwal	(Director)
Mr. Harish Singh	(Director)

Relatives of K M P

Mr. Purshottam Agrawal	(Father of Mr. Sunil Agarwal)
Mrs. Raj Agarwal	(Spouse of Mr. Purushottam Agrawal)
Mrs. Neetu Agarwal	(Spouse of Mr. Sunil Agarwal)
Mrs. Priti Chauhan	(Spouse of Mr. Harish Singh)
Mrs. Sushila Devi Chauhan	(Mother of Mr. Harish Singh)
Ms. Suneeti Agarwal	(Daughter of Mr. Sunil Agarwal)
Mr. Santanu Agarwal	(Son of Mr. Sunil Agarwal)
Mr. Pranav Chauhan	(Son of Mr. Harish Singh)



M/S NUPUR FINVEST PRIVATE LIMITED

NOTES FORMING INTEGRAL PART OF THE FINANCIAL STATEMENTS AS AT 31ST MARCH 2022

C. Enterprises over which significant influence exercised by Key Managerial Personnel /Directors/Relatives of key Management Personnel

1. Pro Fitch Private Limited
2. Equilibrated Venture Cflow Pvt. Ltd.
3. Pri Caf Private Limited
4. Repartee Infrastructures Pvt. Ltd.
5. Radiance Techno Powers Company Pvt. Ltd.
6. SCS Educational Foundation
7. Raj Shiksha Foundation
8. Spaak Super Tec Pvt. Ltd.
9. R N R Automate Pvt. Ltd.
10. Harish Singh HUF

D. Disclosures required for related party transactions

(Amount in ₹ Lakh)

	KMP & Relatives	Enterprise over which significant influence exercised by KMP/Directors	Holding Company	Total
Transaction during the year				
Remuneration	—	—	—	—
Loan received	—	—	835.00	835.00
Rendering of service / portfolio purchase	—	—	1,692.32	1,692.32
Transfer of Investments	—	—	—	—
Interest/Income received	—	—	189.03	189.03
Interest Paid	—	—	8.85	8.85
Amount outstanding at Balance Sheet Date				
--- Amount Payable	—	—	—	—
--- Amount Receivable	—	—	—	—

Notes:

- (1) Related party relationship is as identified by the Company on the basis of information available with them and accepted by the auditors as correct.
- (2) No amount has been written off or written back during the year in respect of debt due from or to related parties.
- (3) Company has entered into transactions with certain parties as listed above during the year under consideration. Full disclosures have been made and the Board considers such transactions to be in normal course of business and at interest rates agreed between the parties.
- (4) The key management personnel and their relatives have given personal guarantees and collaterals for loans raised by the Company but Company has not provided any guarantee to these persons nor paid any consideration for furnishing such guarantees.



M/S NUPUR FINVEST PRIVATE LIMITED**NOTES FORMING INTEGRAL PART OF THE FINANCIAL STATEMENTS AS AT 31ST MARCH 2022****38. Term Loan facility:**

The Company has taken following Term Loans which are fully secured by first charge on hypothecation of Book debts, personal guarantees of Directors and Corporate guarantee of its Holding Company Paisalo Digital Limited, the details of which are given hereunder

(Amount in ₹ Lakh)

Name of Financial Institutions	Date of Sanction	Sanctioned Amount	Rate of Interest	Terms of repayment	Maturity Date
State Bank of India	15 th July 2017	2,000.00	11.00%	16 Quarterly installments	Jun 2022
Tourism Finance Corporation of India	28 th Sep 2017	2,385.00	12.00%	17 Quarterly installments	Mar 2022
Nabsamruddhi Finance Ltd.	31 st Dec 2018	1,000.00	13.50%	12 Quarterly installments	Mar 2022
Bank of Baroda	29 th June 2019	2,500.00	12.20%	36 monthly installment	Dec 2022
Satin Creditcare Limited	09 th Dec 2020	1,000.00	18.00%	36 monthly installments	Dec 2023
Satin Finserv Limited	09 th Dec 2020	200.00	18.00%	36 monthly installments	Dec 2023
State Bank of India *	02 nd Jun 2021	3,000.00	9.45%	20 Quarterly installments	Jun 2026
State Bank of India	31 st Jan 2022	1,500.00	9.45%	15 Quarterly installments	Mar 2026
Tata Capital Financial Services Ltd	25 th Mar 2022	1,500.00	11.00%	30 Monthly installments	Jan 2024

*The term loan of State bank of India has been originated from the conversion of the Cash Credit limits.

39. Working Capital Borrowings:

The Company has availed working capital facility from Karnataka Bank Ltd., This facility is secured by hypothecation of books debts / receivables, equitable mortgage of immovable property belonging to the third party, personal guarantee of Directors and Corporate guarantee of its Holding Company.

(Amount in ₹ Lakh)

S. No.	Name of Bank	Sanctioned Amount	Date of Sanction	Rate of Interest
1	Karnataka Bank Ltd.	2,000.00	28 th December, 2015	MCLR+2%
	Total	2,000.00		



M/S NUPUR FINVEST PRIVATE LIMITED

NOTES FORMING INTEGRAL PART OF THE FINANCIAL STATEMENTS AS AT 31ST MARCH 2022

40. Reconciliation of Book Debt Assigned to the Banks/Financial Institutions with the Book Debts (Inventory) of the Company as on the date of Balance Sheet:

(Amount in ₹ Lakh)

Sr. No.	Particulars	Value as per Book Debt Statement	Value of Inventory as per Balance Sheet	Difference	Reason
1	Standard Assets	12,212.97	24,321.52	12,108.55	Difference due to unencumbered stock not hypothecated to any Bank / Financial Institutions

41. Capital Risk Adequacy Ratio (CRAR):

(Amount in ₹ Lakh)

Particulars		2021-22	2020-21
i)	CRAR %	22.57	29.46
ii)	CRAR – Tier I Capital %	21.73	28.50
iii)	CRAR – Tier II Capital %	0.85	0.96
iv)	Amount of subordinated debt raised as Tier-II Capital	Nil	Nil
v)	Liquidity Coverage Ratio	2.92	2.04
vi)	Amount raised by issue of Perpetual Debt Instruments	Nil	Nil

42. Investments:

(Amount in ₹ Lakh)

Particulars		2021-22	2020-21
1)	Value of Investments		
	i) Gross value of Investments		
	a) In India	75	72
	b) Outside India	Nil	Nil
	ii) Provision for Depreciation		
	a) In India	Nil	Nil
	b) Outside India	Nil	Nil
	iii) Net Value of Investments		
	a) In India	75	72
	b) Outside India	Nil	Nil
2)	Movement of Provisions held towards depreciation on investments	Nil	Nil
	i) Opening Balance	Nil	Nil
	ii) ADD: Provision made during the year	Nil	Nil
	iii) Less: Write – off / write – back of excess provisions during the year	Nil	Nil
	iv) Closing Balance	Nil	Nil



M/S NUPUR FINVEST PRIVATE LIMITED

NOTES FORMING INTEGRAL PART OF THE FINANCIAL STATEMENTS AS AT 31ST MARCH 2022

43. The Company had not taken any exposure in Derivatives during the financial year 2021-22.

44. Disclosure relating to Securitization:

i) The Company has not done securitization of any of its loans & advances to any organization during the financial year 2021-22 and there is no outstanding securitization amount as on Balance Sheet date. Also, the Company has not sold its financial assets to any Securitization/Reconstruction Company for Asset Reconstruction. The company has not sold any financial assets/ assigned transaction during the year.

ii) **The Company has not purchased any non-performing assets (NPAs) from other NBFCs or financial institutions**

a) Disclosures pursuant to RBI Notification - RBI/2020-21/16 DOR.No.BP.BC/3/21.04.048/2020-21 dated 6 August 2020 and RBI/2021-22/31/DOR.STR.REC.11 /21.04.048/2021-22 dated 5 May 2021


(₹ in crore)

Type of borrower	Implementation of resolution plan for standard assets	Exposure to accounts classified as Standard consequent to Implementation of resolution plan - Position as at 30 September 2021 (A)	Of (A), aggregate debt that slipped into NPA during the half year ended 31 March 2022	Of (A) amount written off during the half year ended 31 March 2022	Of (A) amount paid by the borrowers during the half year ended 31 March 2022	Exposure to accounts classified as Standard consequent to implementation of resolution plan - Position as at 31 March 2022
Personal Loans	Nil	Nil	Nil	Nil	Nil	Nil
Corporate persons						
of which, MSMEs	Nil	Nil	Nil	Nil	Nil	Nil
Others	Nil	Nil	Nil	Nil	Nil	Nil
Total	Nil	Nil	Nil	Nil	Nil	Nil

b) Disclosures pursuant to RBI Notification - RBI /DOR/2021-22/86 DOR.STR.REC.51 /21.04.048/2021-22 dated 24 September 2021

(a) Details of transfer through assignment in respect of loans not in default during the financial year ended 31 March 2022

Amount of loans transferred through assignment	Nil
Retention of beneficial economic interest	Nil
Weighted average residual maturity	Nil
Weighted average holding period	Nil
Coverage of tangible security coverage	Nil
Rating-wise distribution of rated loans	Nil



M/S NUPUR FINVEST PRIVATE LIMITED

NOTES FORMING INTEGRAL PART OF THE FINANCIAL STATEMENTS AS AT 31ST MARCH 2022

- (b) Details of loans (not in default) acquired through assignment during the financial year ended 31 March 2022

Amount of loans transferred through assignment	Nil
Retention of beneficial economic interest	Nil
Weighted average residual maturity	Nil
Weighted average holding period	Nil
Coverage of tangible security coverage	Nil
Rating-wise distribution of rated loans	Nil

However, the Company has acquired/purchased the loans through assignments prior to RBI notification dated 24 September, 2021

- (c) Details of stressed loans transferred during the financial year ended 31 March 2022

Particulars	To Asset Reconstruction Companies (ARC)		To permitted transferees	
	NPA	SMA	NPA	SMA
Number of accounts				
Aggregate principal outstanding of loans transferred (Rs. in crore)	Nil	Nil	Nil	Nil
Weighted average residual tenor of the loans transferred (in years)	Nil	Nil	Nil	Nil
Net book value of loans transferred (at the time of transfer (Rs. in crore)	Nil	Nil	Nil	Nil
Aggregate consideration (Rs. in crore)	Nil	Nil	Nil	Nil

In addition to above the Company has transferred written off loans amounting to Rs. Nil for a consideration of Rs. Nil.

- (d) The Company has not acquired any stressed loan during the financial year ended 31 March 2022.

- c) Pursuant to the RBI circular dated 12 November 2021 - "Prudential norms on Income Recognition, Asset Classification and Provisioning pertaining to Advances - Clarifications", the Company has aligned its definition of default from number of instalments outstanding approach to Days Past Due approach. On 15 February 2022, RBI allowed deferment till 30 September 2022 of Para 1 o of th is circular pertaining to upgrade of Non-performing accounts. However, the Company has not opted for this deferment and such alignment does not have any significant impact on the financial results for the quarter and year ended 31 March 2022.

- iii) The Company has not sold any non-performing assets (NPAs) to NBFCs or financial institutions.



M/S NUPUR FINVEST PRIVATE LIMITED
NOTES FORMING INTEGRAL PART OF THE FINANCIAL STATEMENTS AS AT 31ST MARCH 2022

45. Asset Liability Management Maturity pattern of certain items of Assets and Liabilities:

(Amount in ₹ Lakh)

	Upto 14 days	Over 14 to 30/31 days	Over 1 month & upto 2 months	Over 2 months & upto 3 months	Over 3 months & upto 6 months	Over 6 months & upto 1 year	Over 1 year & upto 3 years	Over 3 years & upto 5 years	Over 5 Years	Total
Deposits	—	—	—	—	—	—	—	—	—	—
Advances	468	597	961	1,313	3,147	4,953	8,875	4,008	—	24,322
Investments (Bank FDR)	—	—	—	—	—	—	75	—	—	75
Borrowings	40	69	151	452	634	2,982	8,079	1,914	5,140	19,460
Foreign Currency Assets	—	—	—	—	—	—	—	—	—	—
Foreign Currency Liabilities	—	—	—	—	—	—	—	—	—	—

46. Exposures:

a) Exposures to Real Estate Sector

(Amount in ₹ Lakh)

Category		2021-22	2020-21
Direct Exposure			
i)	Residential Mortgages		
	Lending fully secured by mortgages on residential property that is or will be occupied by the borrower or that is rented	Nil	Nil
ii)	Commercial Real Estate		
	Lending secured by mortgages on commercial real estates (office buildings, retail space, multipurpose commercial premises, multi-family residential buildings, multi-tenanted commercial premises, industrial or warehouse space, hotels, land acquisition, development and construction, etc.). Exposure would also include non-fund based limits	Nil	Nil
iii)	Investments in Mortgage Backed Securities 8 (MBS) and other securitized exposures		
a)	Residential	Nil	Nil
b)	Commercial Real Estate	Nil	Nil
Indirect Exposure		Nil	Nil



M/S NUPUR FINVEST PRIVATE LIMITED

NOTES FORMING INTEGRAL PART OF THE FINANCIAL STATEMENTS AS AT 31ST MARCH 2022

b) Capital Market Exposure

The company has not taken any exposure in capital market during the financial year 2021-22, and also the inventory of the company as at 31st March 2022 does not contain any exposure to capital market.

c) Details of financing of parent company products: NIL

d) Details of Single Borrower Limit and Group Borrower Limit exceeded by NBFC

The company has adhered to the Prudential Exposure norms as prescribed by RBI and has not given any advances exceeding the limits as prescribed for Single borrower and Group Borrower

e) Unsecured Advances

The unsecured advance outstanding as at Balance Sheet date is ₹ 913.29 Lakhs. The company does not have any loan or advances which are partially secured against any sort of licenses, rights, authorizations charged to the company.

47. Registration obtained from other financial sector regulators:

RBI Registration No. : B-14.03266
Company Identification No. : U67120DL1995PTC231086

The company has never been penalized for any non-compliance by financial sector regulators.

48. Bank borrowings of the Company has been assigned rating of "IVR AA-/Stable Outlook" by Infomeric Valuation and Rating Private Limited.

49. Provisions and Contingencies:

(Amount in ₹ Lakh)

Break up of Provisions and contingencies	2021-22	2020-21
Provisions for depreciation on investment	Nil	Nil
Provision towards NPA	Nil	Nil
Provision on Standard Account in Default	Nil	50
Provision for Expected Credit Loss	6	51
Provision made towards income tax during the year	11	17
Other provision and contingencies (Deferred Tax)	9	0.32
Provision for Dividend (Including Dividend Distribution Tax)	Nil	Nil
Provision for Standard Assets at the Balance Sheet Date	23	12



M/S NUPUR FINVEST PRIVATE LIMITED

NOTES FORMING INTEGRAL PART OF THE FINANCIAL STATEMENTS AS AT 31ST MARCH 2022

50. Unlisted Unsecured Non-Convertible Redeemable Debentures (NCDs):

Company has issued Unlisted Unsecured Redeemable INR Denominated Non-Cumulative Non-Convertible Debentures (NCDs) as under

(Amount in ₹ Lakh)

Date of Allotment	Interest Rate (%)	Tenure	No. of NCDs	Face Value per NCDs	Amount
October 2021	12.00	84 Months	43	100.00	4,300.00
December 2021	14.00	120 Months	6	100.00	600.00
March 2022	12.00	60 Months	2.40	100.00	240.00

51. There has been no draw down from Reserves during the financial year 2021-22.

52. Concentration of Deposits, Advances, Exposures and NPAs:

a) Concentration of Deposits

The Company has not taken any deposits from public

b) Concentration of Advances

(Amount in ₹ Lakh)

Total Advances to twenty largest borrowers	12,406
% of advances to twenty largest borrowers to total advances of the NBFC	51.01%

c) Concentration of Exposures

(Amount in ₹ Lakh)

Total Exposure to twenty largest borrowers / customers	12,406
% of exposures to twenty largest borrowers / customers to total exposure of the NBFC on borrowers / customers	51.01%

d) Concentration of NPAs

Provisioning for Substandard Assets/Doubtful Assets/Loss Assets has been made in compliance with the directions of Reserve Bank of India. As per decision of the Board of Directors in the cases where loan installments are overdue for more than 3 months the company first treats these overdue and future installments as bad debts/W/o and after this treatment the provisioning for non-performing assets is made in compliance with Non-Banking Financial Company Systemically Important Non Deposit taking Company and Deposit taking Company (Reserve Bank) Direction, 2016.



M/S NUPUR FINVEST PRIVATE LIMITED

NOTES FORMING INTEGRAL PART OF THE FINANCIAL STATEMENTS AS AT 31ST MARCH 2022

e) Sector wise NPAs (Write Offs)

S. No.	Category	% of Write Offs to Total Advances	
		2021-22	2020-21
1	Agriculture & Allied activities	0.00	0.00
2	MSME	0.00	0.00
3	Corporate Borrowers	1.06	6.97
4	Services	0.00	0.00
5	Unsecured Personal loans	5.12	0.00
6	Auto Loans	0.00	0.00
7	Other Personal Loans (LAP)	0.00	0.00
	TOTAL	6.18	6.97

53. The Company is domiciled in India and does not have any joint venture, associate or subsidiary abroad.


54. Off Balance Sheet SPVs sponsored: The Company has no sponsored off Balance Sheet SPVs.

55. Disclosures of Customer Complaints:

a)	No. of complaints pending at the beginning of the year	Nil
b)	No. of complaints received during the year	Nil
c)	No. of complaints redressed during the year	Nil
d)	No. of complaints pending at the end of the year	Nil

56. Uncertainty relating to the global health pandemic from COVID-19 ("Covid-19"):

- a) The world is facing challenges at every turn: a global pandemic, unprecedented government actions, a strong recovery after a sharp and deep global recession, a highly polarized U.S. election, mounting inflation, a war in Ukraine and dramatic economic sanctions against Russia.
- b) During the ongoing global pandemic, we have been utilising and implementing alternative safe, secure and sterile work environment and arrangements. PAISALO has enabled its employees and business associates to work from home, including operations and call centre. We are constantly ensuring they continue to operate with proper and innovative technological tools so they can serve borrowers safely. Throughout the year we have had virtual sessions with our branches, employees and business associates, we have also continued to take appointments and proactively reach out to customers – helping them – often letting customers stay home by providing Door Step Sourcing and Servicing all the while maintaining Safe Distance and taking all necessary Non-Pharmaceutical Intervention. In addition, a vast majority of our branches, employees and business associates are equipped with all updated technology and are still functioning to provide needed credit to our borrowers. We have mobilized quickly and built new tools – digital and analog – to allow borrowers to request credit and ensure recovery.
- c) No new major frameworks were introduced in regard to Covid-19 relief by the Government of India, Reserve Bank of India and Banks to deal with the economic effects of the Covid-19 outbreak, namely to channel aid and to NBFCs like Paisalo. NBFC's are now becoming, pass-through vehicles for governments and big banks whose key value is that they have the local reach to households. This provides for funding and liquidity at Paisalo to be stable, given the well-established feet on ground presence, strong credit and risk assessment of the borrowers and continued support of our esteemed partner banks.





M/S NUPUR FINVEST PRIVATE LIMITED

NOTES FORMING INTEGRAL PART OF THE FINANCIAL STATEMENTS AS AT 31ST MARCH 2022

57. Comparison of Provisioning done under ECL model and under RBI requirements:

(Amount in ₹ Lakh)

Asset Classification as per RBI Norms	Asset Classification as per Ind As 109	Gross Carrying Amount as per Ind AS	Loss Allowances (Provisions) as required under Ind AS 109	Net Carrying Amount	Provisions required as per IRACP norms	Difference between Ind AS 109 provisions and IRACP norms
(1)	(2)	(3)	(4)	(5)=(3)-(4)	(6)	(7) = (4)-(6)
Performing Assets						
Standard	Stage 1	23,193	139	23,053	93	46
	Stage 1	1,123	67	1,056	4	63
	Stage 2	6	0	6	0	0
Subtotal		24322	207	24115	97	110
Non-Performing Assets (NPA)						
Substandard	Stage 3	—	—	—	—	—
Doubtful - up to 1 year	Stage 3	—	—	—	—	—
1 to 3 years	Stage 3	—	—	—	—	—
More than 3 years	Stage 3	—	—	—	—	—
Subtotal for doubtful		—	—	—	—	—
Loss	Stage 3	1,505	1,505	—	1,505	—
Subtotal for NPA		—	—	—	—	—
Other items such as guarantees, loan commitments, etc. which are in the scope of Ind AS 109 but not covered under current Income Recognition, Asset and Provisioning (IRACP) norms Classification	Stage 1	—	—	—	—	—
	Stage 2	—	—	—	—	—
	Stage 3	—	—	—	—	—
Subtotal		—	—	—	—	—
Total	Stage 1	24,316	207	24,109	97	109
	Stage 2	6	0	6	0	0
	Stage 3	—	—	—	—	—
	Total	24,322	207	24,115	97	110
LESS : Provision for ECL previous year balance		—	104	—	—	—
Less : Provision for Standard Assets		—	97	—	—	—
Excepted Credit Loss		—	6	—	—	—



M/S NUPUR FINVEST PRIVATE LIMITED

Schedule to the Balance Sheet of a Non-Banking Financial Company (As required in Systemically Important Non Deposit Taking Company and Deposit Taking Company (Reserve Bank) Direction, 2016:

PARTICULARS		(Amount in ₹ Lakh)	
LIABILITIES SIDE			
1.	Loans and advances availed by the NBFCs inclusive of interest Amount accrued thereon but not paid	Amount Outstanding	Overdue
	(a) Debentures		
	Secured	—	—
	Unsecured	5,140	—
	(other than falling within the meaning of public deposits*)		
	(b) Deferred Credits	—	—
	(c) Term Loans	7,306	—
	(d) Inter-corporate loans and borrowing	5,104	—
	(e) Commercial Paper	—	—
	(f) Other Loans		
	Secured Borrowing –CC Limit (Karnataka Bank)	1,910	—
2.	Break-up of (1)(f) above (Outstanding public deposits inclusive of interest accrued thereon but not paid)		
	(a) In the form of Unsecured debentures	—	—
	(b) In the form of partly secured debentures i.e. debentures where there is a shortfall in the value of security	—	—
	(c) Other public deposits	—	—
ASSETS SIDE :			
3.	Break-up of Loans and Advances including bills receivables (other than those included in (4) below)		
	(a) Secured	23,392	16
	(b) Unsecured	911	2
4.	Break -up of Leased Assets and stock on hire and hypothecation loans counting towards AFC activities		
	(i) Lease assets including lease rentals under sundry debtors		
	(a) Financial lease	—	—
	(b) Operating lease	—	—
	(ii) Stock on hire including hire charges under sundry debtors		
	(a) Assets on hire	—	—
	(b) Repossessed Assets	—	—
	(iii) Other loans counting towards AFC activities		
	(a) Loans where assets been repossessed	—	—
	(b) Loans other than (a) above	—	—



M/S NUPUR FINVEST PRIVATE LIMITED

5.	Break-up of Investments			
1	Current Investments			
	Quoted			
	(i)	Shares		
	(a)	Equity	—	—
	(b)	Preference	—	—
	(ii)	Debentures and Bond	—	—
	(iii)	Units of mutual funds	—	—
	(iv)	Government Securities	—	—
	(v)	Others (please specify)	—	—
	Unquoted			
	(i)	Shares		
	(a)	Equity (Group Companies) (Net)	—	—
	(b)	Preference	—	—
	(ii)	Debentures and Bonds	—	—
	(iii)	Units of mutual funds	—	—
	(iv)	Government Securities	—	—
	(v)	Others (please specify)		
		Fixed Deposit with NBFC	—	—
		Fixed deposit with Bank's	—	—
		Interest accrued	—	—
		Assets Infrahomes LLP	—	—
2	Long Term Investments			
	Quoted			
	(i)	Share		
	(a)	Equity	—	—
	(b)	Preference	—	—
	(ii)	Debentures and Bonds	—	—
	(iii)	Units of mutual funds	—	—
	(iv)	Government Securities	—	—
	(v)	Others (Please specify)	—	—
	Unquoted			
	(i)	Share		
	(a)	Equity- Subsidiary Company	—	—
	(b)	Equity- Group Company	—	—
	(c)	Preference	—	—
	(ii)	Debentures and Bonds	—	—



M/S NUPUR FINVEST PRIVATE LIMITED

	(iii)	Units of mutual funds	—	—
	(iv)	Government Securities	—	—
	(v)	Others (please specify)		
		Investment in Partnership/LLP	—	—
		Fixed Deposit with Banks	61	—
		Interest accrued	14	—

(6) Borrower group-wise classification of assets financed as in (3) and (4) above

Category		Amount net of provisions		Total
		Secured	Unsecured	
1	Related parties**			
	(a) Subsidiaries	—	—	—
	(b) Companies in the same group	—	—	—
	(c) Other related parties	—	—	—
2	Other than related parties @	23,409	913	24,322
	Total	23,409	913	24,322

(7) Investor group-wise classification of all investments (current and long term) in shares and securities (both quoted and unquoted)

Particulars		Market Value / Value Break up or Fair Value or NAV	Book Value (Net of provisions)
1	Related parties **		
	(a) Subsidiaries	—	—
	(b) Companies in the same group	—	—
	(c) Other related parties	—	—
2	Other than related parties	—	—
	Total	—	—

** As per Accounting Standard of ICAI (Please see note 2)



M/S NUPUR FINVEST PRIVATE LIMITED

(8) Other Information

Particulars		Amount
1	Gross Non-performing Assets	
	(a) Related Parties	—
	(b) Other than related parties	—
2	Net Non-Performing Assets	
	(a) Related Parties	—
	(b) Other than related parties	—
3	Assets acquired in satisfaction of debt	—

Notes:

1. Provisioning norms have been duly adhered to as prescribed in the Non-Banking Financial Company Systemically Important Non Deposit Taking Company and Deposit Taking Company (Reserve Bank) Direction, 2016.
2. All Accounting Standards and Guidance Notes issued by ICAI as applicable have been followed including for valuation of investments and other assets as also assets acquired in satisfaction of debt. However, market value in respect of quoted investments and break up/fair value/NAV in respect of unquoted investments have been disclosed irrespective of whether they are classified as long term or current in column (4) above.


Signed in terms of our Report of even date


For and on behalf of the Board

For Manish Goyal & Co.
Chartered Accountants
Firm Reg. No. 006066C

(CA. MANISH GOYAL)
Partner
Membership No. 074775
UDIN : 22074778AINMQX8712

Place : New Delhi
Date : 6th May 2022




(SUNIL AGARWAL)
Managing Director
DIN : 00006991


(HARISH SINGH)
Executive Director
DIN : 00039501